

174778-1 ✓ ACTIVE

Positive Lock | Positive Lock 110

TE Internal #: 174778-1

Quick Disconnect Receptacle, Uninsulated, 20 – 16 AWG, .51 – 1.31 mm² Wire, 2.8 mm [.11 in] Tab Width, F-Crimp, Straight, Positive Lock 110

[View on TE.com >](#)



Terminals & Splices > Quick Disconnects



Quick Disconnect Terminal Type: **Receptacle**

Wire Size: .51 – 1.31 mm²

Mating Tab Width: 2.8 mm [.11 in]

Mating Tab Thickness: .51 mm [.02 in]

Features

Configuration Features

Compatible With Wire & Cable Type	Discrete Wire
Connection Capacity	Single

Contact Features

Quick Disconnect Terminal Type	Receptacle
Mating Tab Width	2.8 mm [.11 in]
Mating Tab Thickness	.51 mm [.02 in]
Terminal Orientation	Straight
Contact Base Material	Phosphor Bronze
Terminal Plating Material	Pre-Tin
Crimp Type	F-Crimp
Barrel Type	Open

Termination Features

Product Terminates To	Wire & Cable
-----------------------	--------------

Mechanical Attachment



Wire Insulation Support	With
-------------------------	------

Dimensions

Compatible Insulation Diameter Range	2.1 – 3.3 mm [.08 – .129 in]
Terminal Material Thickness	.25 mm [.01 in]
Wire Size	.51 – 1.31 mm ²

Usage Conditions

Insulation Option	Uninsulated
Operating Temperature Range	-40 – 110 °C [-40 – 230 °F]

Packaging Features

Packaging Quantity	1000
Packaging Method	Loose Piece/Carton

Product Compliance


[For compliance documentation, visit the product page on TE.com>](#)

EU RoHS Directive 2011/65/EU	Compliant
EU ELV Directive 2000/53/EC	Compliant
China RoHS 2 Directive MIIT Order No 32, 2016	有害物质含量符合标准要求 No Restricted Substance(s) Above Threshold
EU REACH Regulation (EC) No. 1907/2006	Current ECHA Candidate List: JUNE 2025 (250) Candidate List Declared Against: JUNE 2025 (250) Does not contain REACH SVHC
Halogen Content	Low Halogen - Br, Cl, F < 900 ppm per homogenous material. Also BFR/CFR/PVC Free
Solder Process Capability	Not applicable for solder process capability


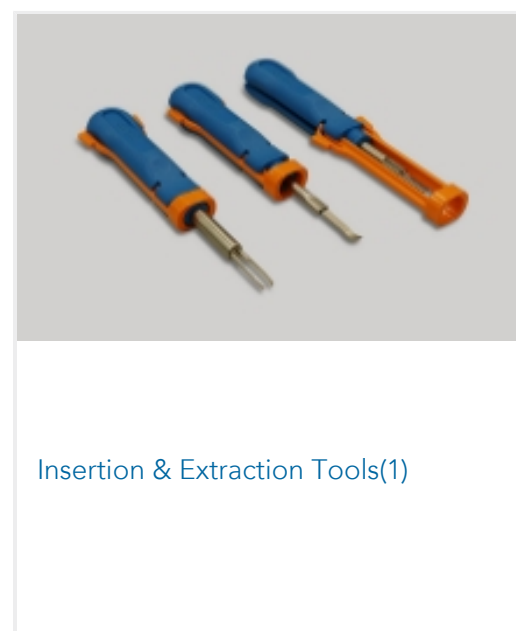
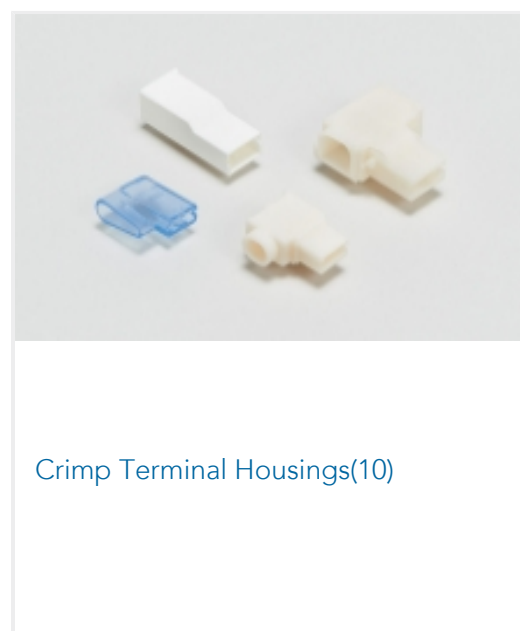
Product Compliance Disclaimer

This information is provided based on reasonable inquiry of our suppliers and represents our current actual knowledge based on the information they provided. This information is subject to change. The part numbers that TE has identified as EU RoHS compliant have a maximum concentration of 0.1% by weight in homogenous materials for lead, hexavalent chromium, mercury, PBB, PBDE, DBP, BBP, DEHP, DIBP, and 0.01% for cadmium, or qualify for an exemption to these limits as defined in the Annexes of Directive 2011/65/EU (RoHS2). Finished electrical and electronic equipment products will be CE marked as required by Directive 2011/65/EU. Components may not be CE marked. Additionally, the part numbers that TE has identified as EU ELV compliant have a maximum concentration of 0.1% by weight in homogenous materials for lead, hexavalent chromium, and mercury, and 0.01% for cadmium, or qualify for an exemption to these limits as defined in the Annexes of Directive 2000/53/EC (ELV). Regarding the REACH Regulation, the information TE provides on SVHC in articles for this part number is based on the latest European Chemicals Agency (ECHA) 'Guidance on requirements for substances in articles' posted at this URL: <https://echa.europa.eu/guidance-documents/guidance-on-reach>

Compatible Parts



Also in the Series | Positive Lock 110



Customers Also Bought





Documents

Product Drawings

[PL 110 REC TERMINAL 20-16 AWG PTPB](#)

Japanese

CAD Files

3D PDF

3D

Customer View Model

[ENG_CVM_CVM_174778-1_A.2d_dxf.zip](#)

English

Customer View Model

[ENG_CVM_CVM_174778-1_A.3d_igs.zip](#)

English

Customer View Model

[ENG_CVM_CVM_174778-1_A.3d_stp.zip](#)

English

Customer View Model

[ENG_CVM_174778-1_C.3d_igs.zip](#)

English

Customer View Model

[ENG_CVM_174778-1_C.3d_stp.zip](#)

English

Customer View Model

[ENG_CVM_174778-1_C.2d_dxf.zip](#)

English

3D PDF

3D

By downloading the CAD file I accept and agree to the [Terms and Conditions](#) of use.

Product Specifications

Application Specification

English

[Crimping 110 Series, Positive Lock Contact](#)

English

174778-1

Quick Disconnect Receptacle, Uninsulated, 20 – 16 AWG, .51 – 1.31 mm² Wire, 2.8 mm [.11 in] Tab Width, F-Crimp, Straight, Positive Lock 110

