

1744156-3 ✓ ACTIVE



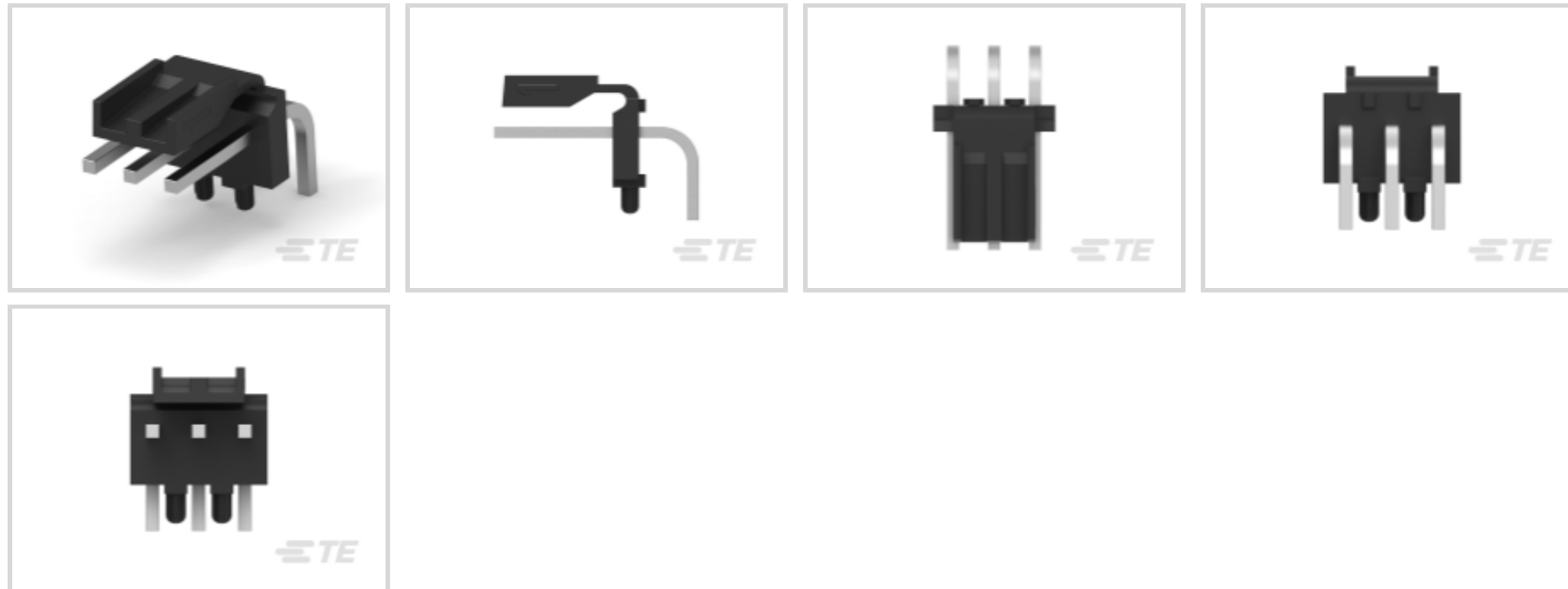
MTA 156

TE Internal #: 1744156-3

PCB Mount Header, Right Angle, Wire-to-Board, 3 Position, 3.96 mm [.156 in] Centerline, Partially Shrouded, Tin, Through Hole - Solder, Power, MTA 156

[View on TE.com >](#)

Connectors > PCB Connectors > PCB Headers & Receptacles



PCB Connector Assembly Type: **PCB Mount Header**

PCB Mount Orientation: **Right Angle**

Connector System: **Wire-to-Board**

Number of Positions: **3**

Number of Rows: **1**

Features

Electrical Characteristics

Operating Voltage	600 VAC
-------------------	---------

Dimensions

Connector Width	13.84 mm[.545 in]
Connector Height	10.79 mm[.425 in]
Connector Length	11.76 mm[.463 in]
PCB Thickness (Recommended)	1.57 mm[.062 in]

Packaging Features

Packaging Quantity	125
Packaging Method	Package

Industry Standards

Compatible With Agency/Standards Products	UL, CSA
UL Rating	Recognized
Compatible With Approved Standards Products	UL E28476
Glow Wire Rating	Standard Part - Not Glow Wire



UL Flammability Rating	UL 94V-0
------------------------	----------

Usage Conditions

Operating Temperature (Max)	105 °C[221 °F]
Operating Temperature Range	-55 – 105 °C[-67 – 221 °F]

Mechanical Attachment

Panel Mount Feature	Without
PCB Mount Retention Type	Tab
Mating Retention Type	Polarized Lock
Mating Retention	With
PCB Mount Alignment Type	Peg
PCB Mount Retention	With
PCB Mount Alignment	With
Connector Mounting Type	Board Mount
Mating Alignment	Without

Termination Features

Square Termination Post & Tail Dimension	1.14 mm[.045 in]
Termination Post & Tail Length	3.18 mm[.125 in]
Termination Method to PCB	Through Hole - Solder

Contact Features

Contact Underplating Material	Nickel
Contact Underplating Material Thickness	1.27 µm[50 µin]
Contact Size	1.14mm
Contact Mating Area Plating Material Thickness	3.81 – 8.89 µm[150 – 350 µin]
Mating Square Post Dimension	1.14 mm[.045 in]
Contact Base Material	Copper Alloy
PCB Contact Termination Area Plating Material	Tin
Contact Mating Area Plating Material Finish	Bright
PCB Contact Termination Area Plating Material Finish	Bright
Contact Shape & Form	Square
PCB Contact Termination Area Plating Material Thickness	3.81 – 8.89 µm[150 – 350 µin]
Contact Layout	Inline
Contact Mating Area Length	11.43 mm[.45 in]



Contact Mating Area Plating Material	Tin
Contact Type	Tab
Contact Current Rating (Max)	14.24 A

Housing Features

Mating Entry Location	Side
Housing Material	Nylon - GF
Right Angle Bending Side	Front
Centerline (Pitch)	3.96 mm [.156 in]

Configuration Features

Connector Contact Load Condition	Fully Loaded
Number of Columns	3
Number of Loaded Positions	3
Number of Power Positions	3
PCB Mount Orientation	Right Angle
Number of Positions	3
Number of Rows	1

Product Type Features

Mixed & Hybrid Header	No
Connector Shape	Rectangular
PCB Connector Assembly Type	PCB Mount Header
Connector System	Wire-to-Board
Header Type	Partially Shrouded
Sealable	No
Connector & Contact Terminates To	Printed Circuit Board

Body Features

Primary Product Color	Black
-----------------------	-------

Operation/Application

Circuit Application	Power
---------------------	-------

Other

EU RoHS Compliance	Compliant
EU ELV Compliance	Compliant



Product Compliance

For compliance documentation, visit the product page on TE.com>

EU RoHS Directive 2011/65/EU	Compliant
EU ELV Directive 2000/53/EC	Compliant
China RoHS 2 Directive MIIT Order No 32, 2016	No Restricted Materials Above Threshold
EU REACH Regulation (EC) No. 1907/2006	Current ECHA Candidate List: JUNE 2024 (241) Candidate List Declared Against: JUNE 2024 (241) Does not contain REACH SVHC
Halogen Content	Not Low Halogen - contains Br or Cl > 900 ppm.
Solder Process Capability	Reflow solder capable to 260°C

Product Compliance Disclaimer


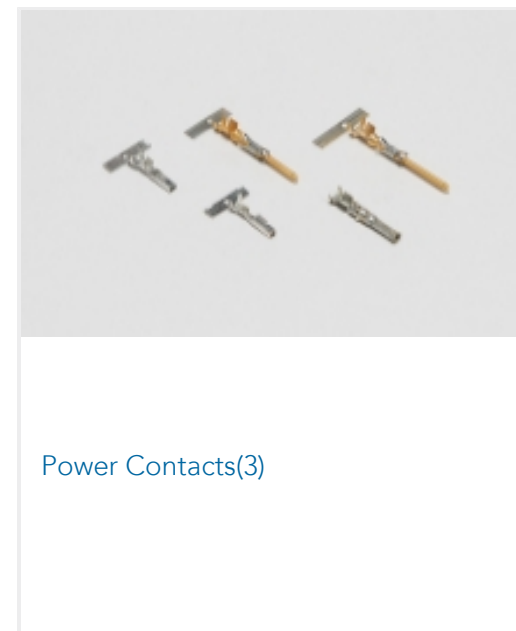
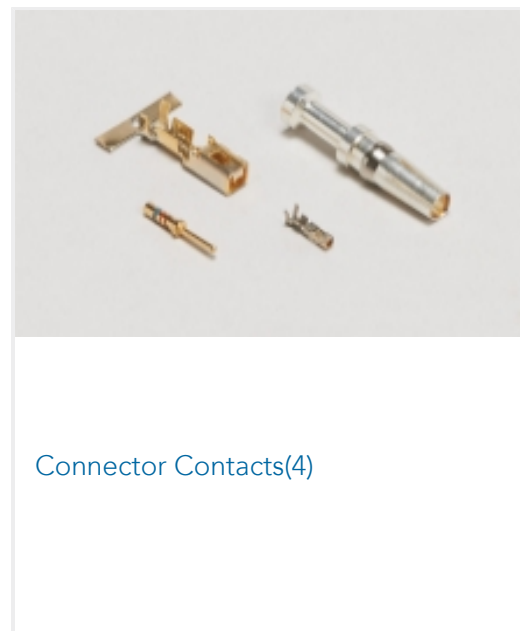
This information is provided based on reasonable inquiry of our suppliers and represents our current actual knowledge based on the information they provided. This information is subject to change. The part numbers that TE has identified as EU RoHS compliant have a maximum concentration of 0.1% by weight in homogenous materials for lead, hexavalent chromium, mercury, PBB, PBDE, DBP, BBP, DEHP, DIBP, and 0.01% for cadmium, or qualify for an exemption to these limits as defined in the Annexes of Directive 2011/65/EU (RoHS2). Finished electrical and electronic equipment products will be CE marked as required by Directive 2011/65/EU. Components may not be CE marked. Additionally, the part numbers that TE has identified as EU ELV compliant have a maximum concentration of 0.1% by weight in homogenous materials for lead, hexavalent chromium, and mercury, and 0.01% for cadmium, or qualify for an exemption to these limits as defined in the Annexes of Directive 2000/53/EC (ELV). Regarding the REACH Regulation, the information TE provides on SVHC in articles for this part number is based on the latest European Chemicals Agency (ECHA) 'Guidance on requirements for substances in articles' posted at this URL: <https://echa.europa.eu/guidance-documents/guidance-on-reach>

Compatible Parts

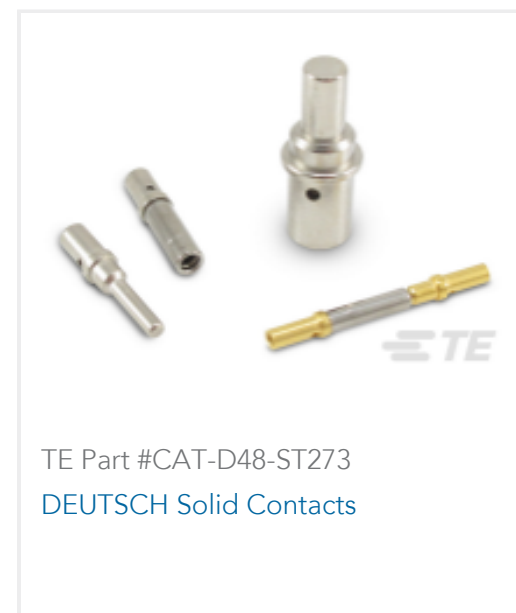
 TE Part # 643071-3 03P MTA156 FD-THRU COVER	 TE Part # 3-644878-3 03P MTA156 ASSY ON TAPE LF	 TE Part # 3-643820-3 03P MTA156 CONN ASSY 24AWG LF	 TE Part # 640551-3 03P MTA156 COVER
 TE Part # 643067-3 03P MTA156 MOLDED COVER	 TE Part # 640643-3 03P MTA156 COVER F/T	 TE Part # 3-643817-3 03P MTA156 CONN ASSY 18AWG ORA	 TE Part # 3-643818-3 03P MTA156 CONN ASSY 20AWG YEL



Also in the Series | **MTA 156**



Customers Also Bought





Documents

Product Drawings

[MTA-156 HDR,POL LOCK,RAFB,TIN,W/PEG,3P](#)

English

CAD Files

[3D PDF](#)

3D

Customer View Model

[ENG_CVM_CVM_1744156-3_A.2d_dxf.zip](#)

English

Customer View Model

[ENG_CVM_CVM_1744156-3_A.3d_igs.zip](#)

English

Customer View Model

[ENG_CVM_CVM_1744156-3_A.3d_stp.zip](#)

English

By downloading the CAD file I accept and agree to the [Terms and Conditions](#) of use.

Product Specifications

[Application Specification](#)

English