

173860-1 ✓ ACTIVE

AMP | Multilock Connector System

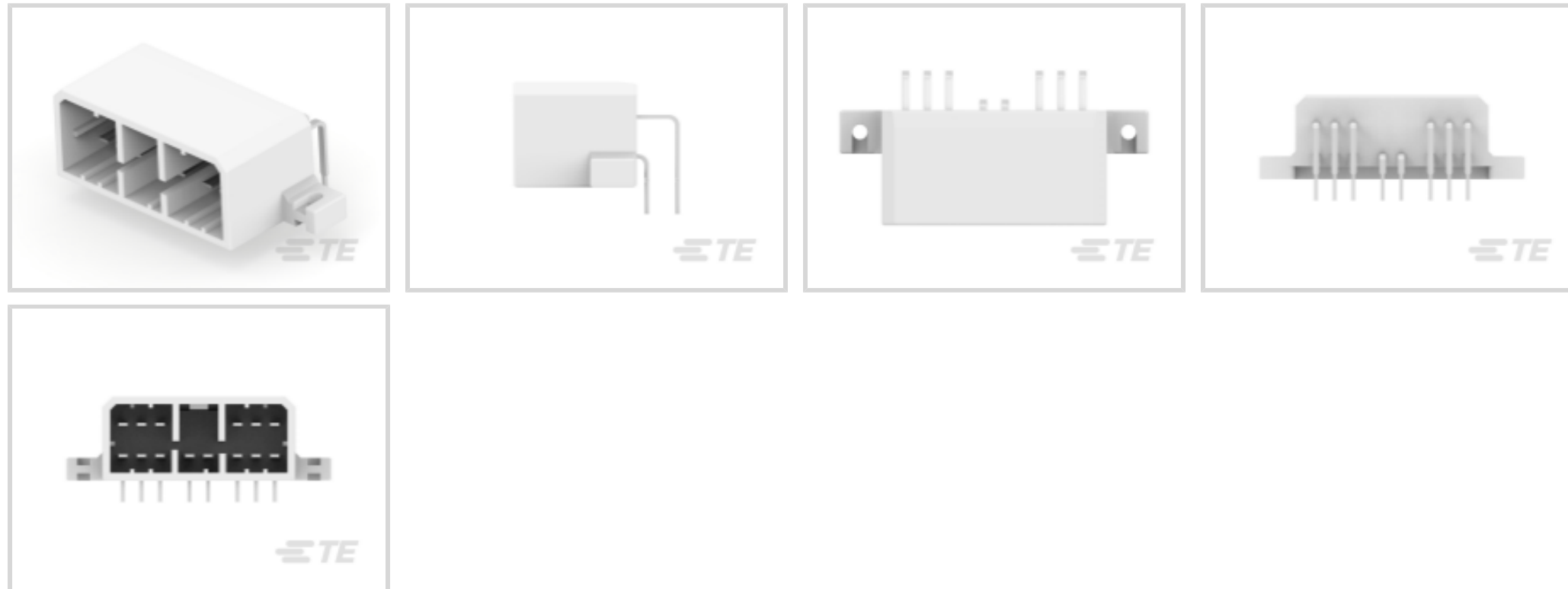
TE Internal #: 173860-1

PCB Mount Header, Horizontal, Wire-to-Board, 14 Position, 3.5 mm  
[.138 in] Centerline, Fully Shrouded, Tin, Multilock Connector  
System

[View on TE.com >](#)



Connectors > PCB Connectors > PCB Headers & Receptacles > Low & Medium Power Header



PCB Connector Assembly Type: **PCB Mount Header**

PCB Mount Orientation: **Horizontal**

Connector System: **Wire-to-Board**

Number of Positions: **14**

Number of Rows: **2**

[All Low & Medium Power Header \(65\)](#)

## Features

### Electrical Characteristics

Operating Voltage	12 VDC
Voltage Rating (Max)	12 VDC
Nominal Voltage Architecture	12 V

### Dimensions

Connector Width	49.8 mm[1.961 in]
PCB Thickness (Recommended)	1.6 mm[.063 in]
Profile Height from PCB	15.8 mm[.622 in]
Connector Length	24.92 mm[.981 in]

### Other

Interface Number	173852
EU RoHS Compliance	Compliant
EU ELV Compliance	Compliant



### Packaging Features

Packaging Quantity	50
Packaging Method	Tube

### Usage Conditions

Operating Temperature (Max)	80 °C, 105 °C, 90 °C, 100 °C, 65 °C, 85 °C, 75 °C, 70 °C[212 °F]
Operating Temperature Range	-30 – 105 °C[-22 – 221 °F]

### Operation/Application

Shielded	No
Circuit Application	Signal

### Mechanical Attachment

Panel Mount Feature	Without
Mating Retention Type	Locking Interface
Mounting Holes	With
Mating Retention	With
PCB Mount Retention Type	Mounting Hole
PCB Mount Retention	Without
PCB Mount Alignment	Without
Mating Alignment	With

### Contact Features

Contact Size	1.8mm
Mating Tab Width	1.8 mm[.071 in]
Mating Tab Thickness	.64 mm[.025 in]
Contact Mating Area Plating Material	Tin
Contact Type	Tab

### Configuration Features

Number of Signal Positions	14
Number of Sections	1
PCB Mount Orientation	Horizontal
Number of Positions	14
Number of Rows	2

### Product Type Features

--	--



Mixed & Hybrid Header	No
Connector Shape	Rectangular
PCB Connector Assembly Type	PCB Mount Header
Connector System	Wire-to-Board
Header Type	Fully Shrouded
Sealable	No
Connector & Contact Terminates To	Printed Circuit Board

### Body Features

Primary Product Color	White
-----------------------	-------

### Termination Features

Termination Method to PCB	Through Hole - Solder
---------------------------	-----------------------

### Housing Features

Centerline (Pitch)	3.5 mm [.138 in]
--------------------	------------------

## Product Compliance

[For compliance documentation, visit the product page on TE.com>](#)

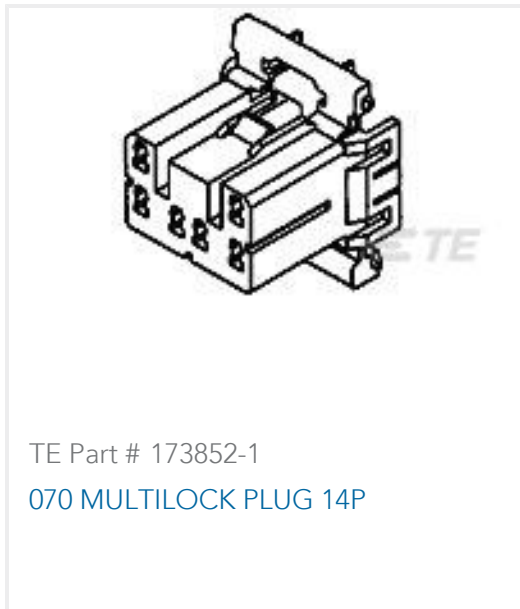
EU RoHS Directive 2011/65/EU	Compliant
EU ELV Directive 2000/53/EC	Compliant
China RoHS 2 Directive MIIT Order No 32, 2016	No Restricted Materials Above Threshold
EU REACH Regulation (EC) No. 1907/2006	Current ECHA Candidate List: JUNE 2024 (241) Candidate List Declared Against: JUNE 2024 (241) Does not contain REACH SVHC
Halogen Content	Low Halogen - Br, Cl, F, I < 900 ppm per homogenous material. Also BFR/CFR/PVC Free
Solder Process Capability	Wave solder capable to 240°C

#### Product Compliance Disclaimer

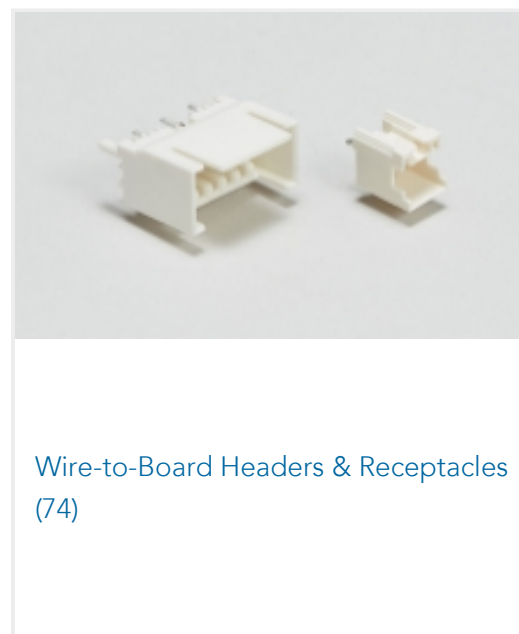

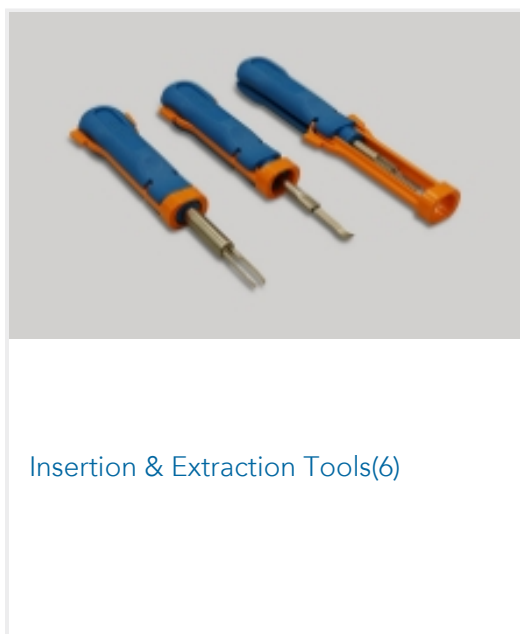
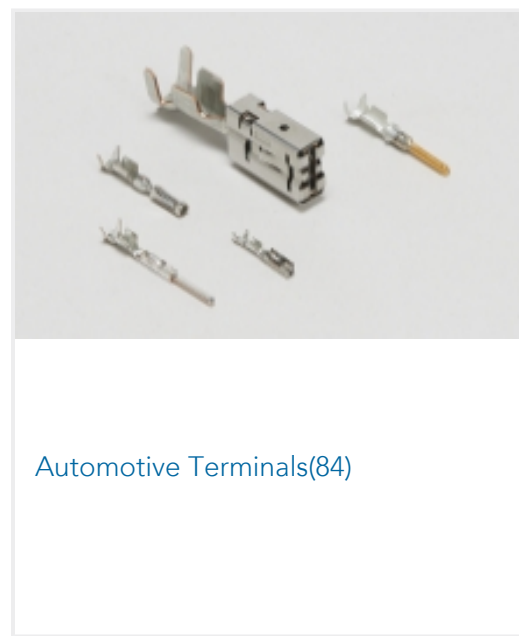
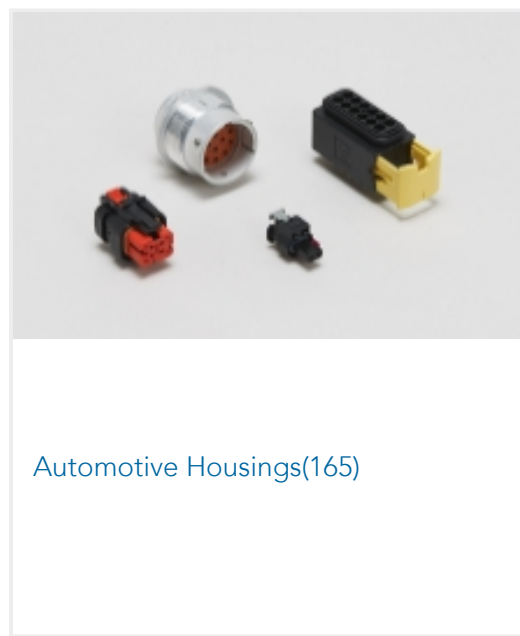

This information is provided based on reasonable inquiry of our suppliers and represents our current actual knowledge based on the information they provided. This information is subject to change. The part numbers that TE has identified as EU RoHS compliant have a maximum concentration of 0.1% by weight in homogenous materials for lead, hexavalent chromium, mercury, PBB, PBDE, DBP, BBP, DEHP, DIBP, and 0.01% for cadmium, or qualify for an exemption to these limits as defined in the Annexes of Directive 2011/65/EU (RoHS2). Finished electrical and electronic equipment products will be CE marked as required by Directive 2011/65/EU. Components may not be CE marked. Additionally, the part numbers that TE has identified as EU ELV compliant have a maximum concentration of 0.1% by weight in homogenous materials for lead, hexavalent chromium, and mercury, and 0.01% for cadmium, or qualify for an exemption to these limits as defined in the Annexes of Directive 2000/53/EC (ELV). Regarding the REACH Regulation, the information TE provides on SVHC in articles for this part number is based on the latest European Chemicals Agency (ECHA) 'Guidance on

requirements for substances in articles' posted at this URL: <https://echa.europa.eu/guidance-documents/guidance-on-reach>

### Compatible Parts



### Also in the Series | Multilock Connector System



### Customers Also Bought





## Documents

### Product Drawings

070 MULTILOCK CAP ASSY 14P

Japanese

### CAD Files

Customer View Model

[ENG\\_CVM\\_173860-1\\_J1.3d\\_igs.zip](#)

English

Customer View Model

[ENG\\_CVM\\_173860-1\\_J1.3d\\_stp.zip](#)

English

Customer View Model

[ENG\\_CVM\\_173860-1\\_J1.2d\\_dxf.zip](#)

English

3D PDF

English

3D PDF

3D

Customer View Model

[ENG\\_CVM\\_CVM\\_173860-1\\_L.2d\\_dxf.zip](#)

English

Customer View Model

[ENG\\_CVM\\_CVM\\_173860-1\\_L.3d\\_igs.zip](#)

English

Customer View Model

[ENG\\_CVM\\_CVM\\_173860-1\\_L.3d\\_stp.zip](#)

English



By downloading the CAD file I accept and agree to the [Terms and Conditions](#) of use.

## Product Specifications

[.070 Series Multilock I/O Connector \(MLC\) MK-II for P.C.B.](#)

Japanese

[Product Specification](#)

Japanese

[Product Specification](#)

Japanese