



Terminals & Splices > PCB Terminals



PCB Terminal Type: **Receptacle**

PCB Thickness (Recommended): 2.36 – 6.35 mm [.093 – .25 in]

Mating Tab Width: 6.35 mm [.25 in]

Mating Tab Thickness: .81 mm [.032 in]

PCB Hole Diameter: 2.1 mm [.082 in]

Features

Usage Conditions

Insulation Option	Uninsulated
Operating Temperature Range	-40 – 105 °C[-40 – 221 °F]

Packaging Features

Packaging Quantity	500
Packaging Method	Box

Dimensions

Terminal Material Thickness	.81 mm[.031 in]
PCB Thickness (Recommended)	2.36 – 6.35 mm[.093 – .25 in]
PCB Hole Diameter	2.1 mm[.082 in]
Profile Height from PCB	12.9 mm[.514 in]

Contact Features

PCB Contact Termination Area Plating Material Thickness	2 – 5 µm[78.74 – 196.85 µin]
Contact Underplating Material Thickness	1 – 2 µm[39.37 – 78.74 µin]
Contact Mating Area Plating Material Thickness	2 – 5 µm[78.74 – 196.85 µin]



PCB Terminal Type	Receptacle
Mating Tab Width	6.35 mm [.25 in]
Mating Tab Thickness	.81 mm [.032 in]
Terminal Plating Material	Tin
Contact Underplating Material	Nickel
Terminal Size	6.35
Terminal Orientation	Straight

Termination Features

Termination Method to PCB	Through Hole - Solder
Product Terminates To	Printed Circuit Board

Mechanical Attachment

Wire Insulation Support	Without
-------------------------	---------

Other

EU RoHS Compliance	Compliant
EU ELV Compliance	Compliant

Product Compliance

[For compliance documentation, visit the product page on TE.com>](#)

EU RoHS Directive 2011/65/EU	Compliant
EU ELV Directive 2000/53/EC	Compliant
China RoHS 2 Directive MIIT Order No 32, 2016	No Restricted Materials Above Threshold
EU REACH Regulation (EC) No. 1907/2006	Current ECHA Candidate List: JUNE 2024 (241) Candidate List Declared Against: JUNE 2024 (241) Does not contain REACH SVHC
Halogen Content	Low Halogen - Br, Cl, F, I < 900 ppm per homogenous material. Also BFR/CFR/PVC Free
Solder Process Capability	Not applicable for solder process capability

Product Compliance Disclaimer

This information is provided based on reasonable inquiry of our suppliers and represents our current actual knowledge based on the information they provided. This information is subject to change. The part numbers that TE has identified as EU RoHS compliant have a maximum concentration of 0.1% by weight in homogenous materials for lead, hexavalent chromium, mercury, PBB, PBDE, DBP, BBP, DEHP, DIBP, and 0.01% for cadmium, or qualify for an exemption to these limits as defined in the Annexes of Directive 2011/65/EU (RoHS2). Finished electrical and electronic equipment products will be CE marked as required by Directive 2011/65/EU. Components may not be CE marked. Additionally, the part



numbers that TE has identified as EU ELV compliant have a maximum concentration of 0.1% by weight in homogenous materials for lead, hexavalent chromium, and mercury, and 0.01% for cadmium, or qualify for an exemption to these limits as defined in the Annexes of Directive 2000/53/EC (ELV). Regarding the REACH Regulation, the information TE provides on SVHC in articles for this part number is based on the latest European Chemicals Agency (ECHA) 'Guidance on requirements for substances in articles' posted at this URL: <https://echa.europa.eu/guidance-documents/guidance-on-reach>

Compatible Parts



TE Part # 154661-2
FF 250 REC 22-18 AWG TPBR LP



TE Part # 42282-1
FF 250 REC 18-14AWG BR LP



TE Part # 170108-4
FF 250 REC 18-14AWG TPBR LP



TE Part # 180384-2
FF 250 REC 4-6MM2 PTBR LP



TE Part # 968864-2
2 POS. FASTON HOUSING

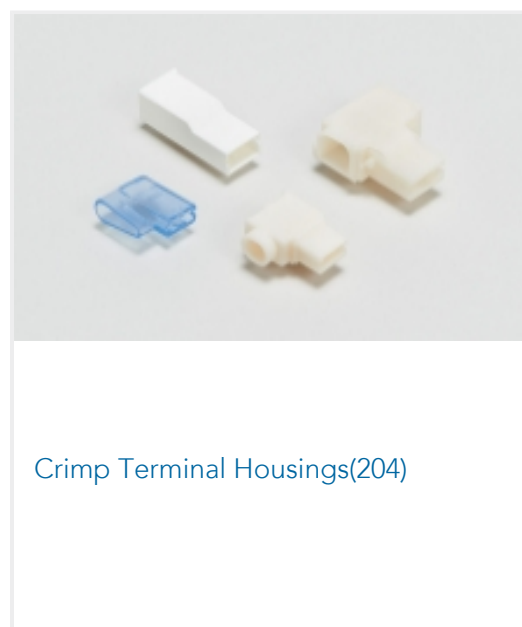


TE Part # 141013-2
FF 250 REC 18-14 AWG TPBR LP

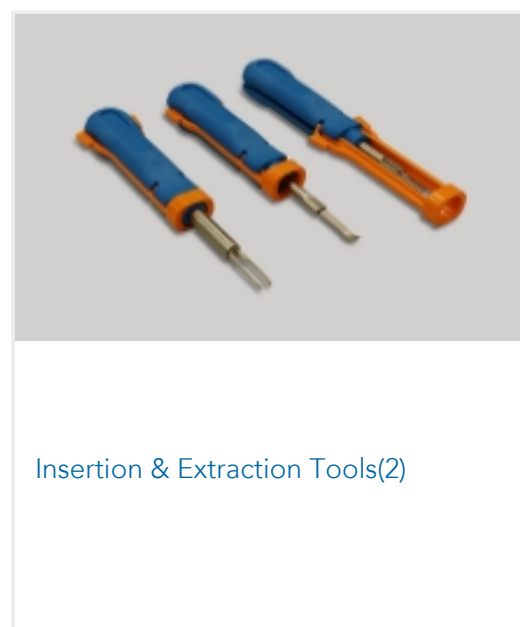


TE Part # 180384-5
FF 250 REC 4-6MM2 TPPB LP

Also in the Series | FASTIN-FASTON 250




Crimp Terminal Housings(204)



Insertion & Extraction Tools(2)



PCB Terminals(1)



Quick Disconnects(225)

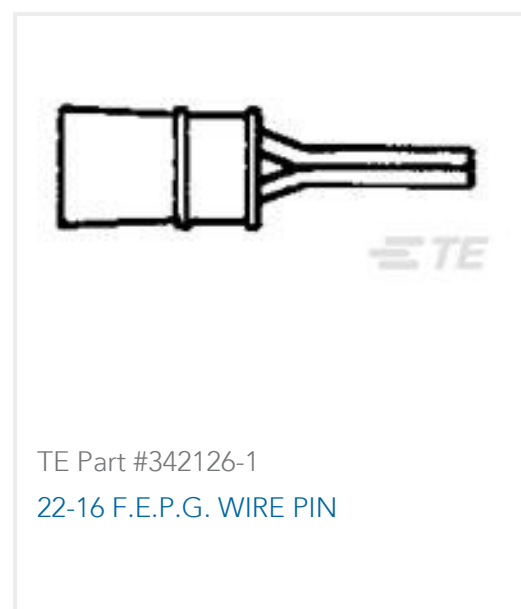
Customers Also Bought



TE Part #165075
P.G. WIRE PIN 16-14



TE Part #63849-1
250 FASTON TAB TPBR



TE Part #342126-1
22-16 F.E.P.G. WIRE PIN



Documents

Product Drawings

[FF 250 REC TPBR FOR PCB LP](#)

English

CAD Files

[3D PDF](#)

3D

Customer View Model

[ENG_CVM_CVM_153259-3_P.2d_dxf.zip](#)

English

Customer View Model

[ENG_CVM_CVM_153259-3_P.3d_igs.zip](#)

English

Customer View Model

[ENG_CVM_CVM_153259-3_P.3d_stp.zip](#)

English

By downloading the CAD file I accept and agree to the [Terms and Conditions](#) of use.