

1473898-6 ✓ ACTIVE

AMP | 0.64/025 Connector System


TE Internal #: 1473898-6

PCB Mount Header, Vertical, Wire-to-Board, 12 Position, 2.2 mm [.087 in] Centerline, Fully Shrouded, Tin, 0.64/025 Connector System

[View on TE.com >](#)



Connectors > PCB Connectors > PCB Headers & Receptacles > Signal Header



PCB Connector Assembly Type: **PCB Mount Header**

PCB Mount Orientation: **Vertical**

Connector System: **Wire-to-Board**

Number of Positions: **12**

Number of Rows: **2**

[All Signal Header \(246\)](#)

## Features

### Electrical Characteristics

Operating Voltage	12 VDC
Voltage Rating (Max)	12 VDC
Nominal Voltage Architecture	12 V

### Dimensions

Connector Width	18.6 mm[.732 in]
PCB Thickness (Recommended)	1.2 – 1.6 mm[.047 – .063 in]
Connector Length	15.3 mm[.602 in]
Profile Height from PCB	23.4 mm[.921 in]

### Usage Conditions

Operating Temperature (Max)	80 °C, 105 °C, 90 °C, 100 °C, 65 °C, 85 °C, 75 °C, 70 °C[212 °F]
Operating Temperature Range	-30 – 105 °C[-22 – 221 °F]

### Operation/Application



Shielded	No
----------	----

Circuit Application	Signal
---------------------	--------

### Mechanical Attachment

Panel Mount Feature	Without
---------------------	---------

Mating Retention Type	Locking Interface
-----------------------	-------------------

Mounting Holes	With
----------------	------

Mating Retention	With
------------------	------

PCB Mount Retention	Without
---------------------	---------

PCB Mount Alignment	Without
---------------------	---------

Mating Alignment	With
------------------	------

### Contact Features

Contact Size	.64mm
--------------	-------

Mating Tab Width	.64 mm[.025 in]
------------------	-----------------

Mating Tab Thickness	.64 mm[.025 in]
----------------------	-----------------

Contact Mating Area Plating Material	Tin
--------------------------------------	-----

Contact Type	Tab
--------------	-----

### Configuration Features

Number of Signal Positions	12
----------------------------	----

Number of Sections	1
--------------------	---

PCB Mount Orientation	Vertical
-----------------------	----------

Number of Positions	12
---------------------	----

Number of Rows	2
----------------	---

### Product Type Features

Mixed & Hybrid Header	No
-----------------------	----

Connector Shape	Rectangular
-----------------	-------------

PCB Connector Assembly Type	PCB Mount Header
-----------------------------	------------------

Connector System	Wire-to-Board
------------------	---------------

Header Type	Fully Shrouded
-------------	----------------

Sealable	No
----------	----

Connector & Contact Terminates To	Printed Circuit Board
-----------------------------------	-----------------------

### Body Features

Primary Product Color	Natural
-----------------------	---------



### Termination Features

Termination Method to PCB	Through Hole - Solder
---------------------------	-----------------------

### Housing Features

Centerline (Pitch)	2.2 mm [.087 in]
--------------------	------------------

### Packaging Features

Packaging Method	Tube
------------------	------

### Other

EU RoHS Compliance	Compliant
--------------------	-----------

EU ELV Compliance	Compliant
-------------------	-----------

### Product Compliance

[For compliance documentation, visit the product page on TE.com>](#)

EU RoHS Directive 2011/65/EU	Compliant
------------------------------	-----------

EU ELV Directive 2000/53/EC	Compliant
-----------------------------	-----------

China RoHS 2 Directive MIIT Order No 32, 2016	No Restricted Materials Above Threshold
---	---

EU REACH Regulation (EC) No. 1907/2006	Current ECHA Candidate List: JUNE 2024 (241) Candidate List Declared Against: JUNE 2024 (241) Does not contain REACH SVHC
--	---

Halogen Content	Low Halogen - Br, Cl, F, I < 900 ppm per homogenous material. Also BFR/CFR/PVC Free
-----------------	---

Solder Process Capability	Wave solder capable to 240°C
---------------------------	------------------------------



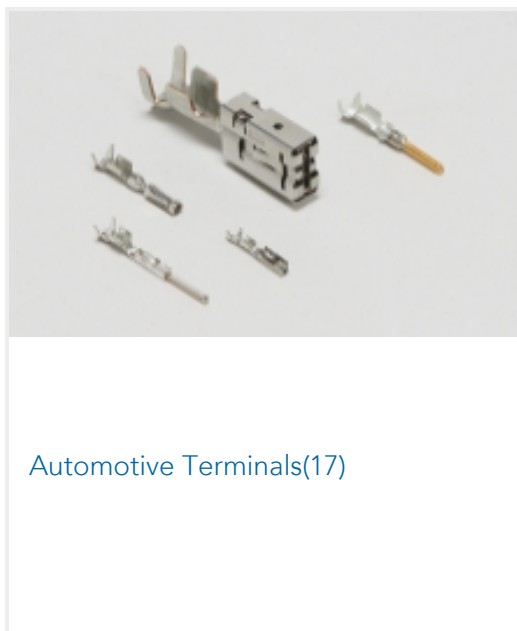
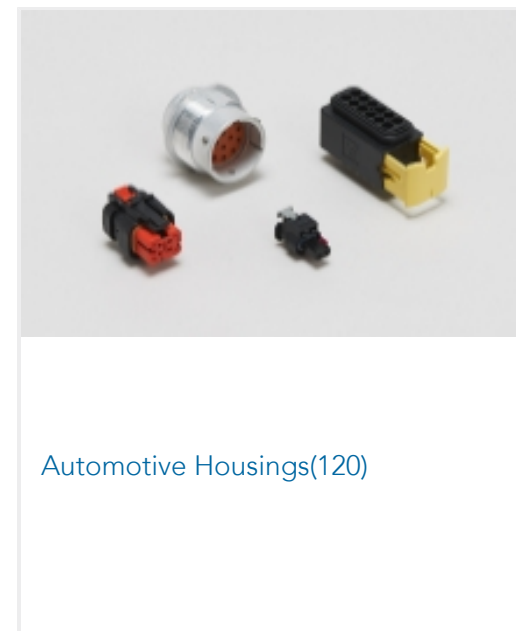


#### Product Compliance Disclaimer

This information is provided based on reasonable inquiry of our suppliers and represents our current actual knowledge based on the information they provided. This information is subject to change. The part numbers that TE has identified as EU RoHS compliant have a maximum concentration of 0.1% by weight in homogenous materials for lead, hexavalent chromium, mercury, PBB, PBDE, DBP, BBP, DEHP, DIBP, and 0.01% for cadmium, or qualify for an exemption to these limits as defined in the Annexes of Directive 2011/65/EU (RoHS2). Finished electrical and electronic equipment products will be CE marked as required by Directive 2011/65/EU. Components may not be CE marked. Additionally, the part numbers that TE has identified as EU ELV compliant have a maximum concentration of 0.1% by weight in homogenous materials for lead, hexavalent chromium, and mercury, and 0.01% for cadmium, or qualify for an exemption to these limits as defined in the Annexes of Directive 2000/53/EC (ELV). Regarding the REACH Regulation, the information TE provides on SVHC in articles for this part number is based on the latest European Chemicals Agency (ECHA) 'Guidance on requirements for substances in articles' posted at this URL: <https://echa.europa.eu/guidance-documents/guidance-on-reach>

### Compatible Parts

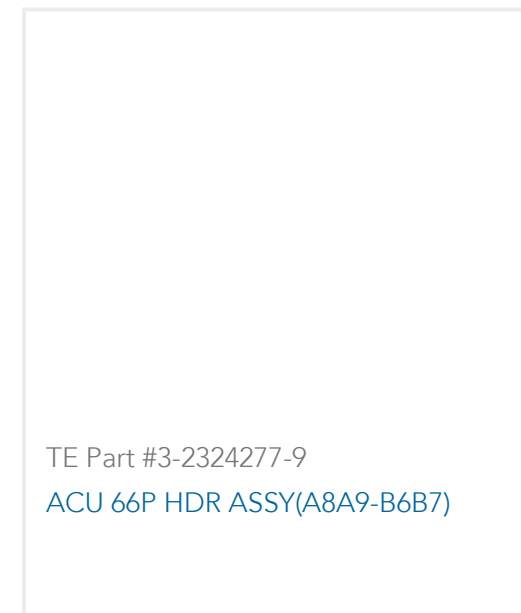
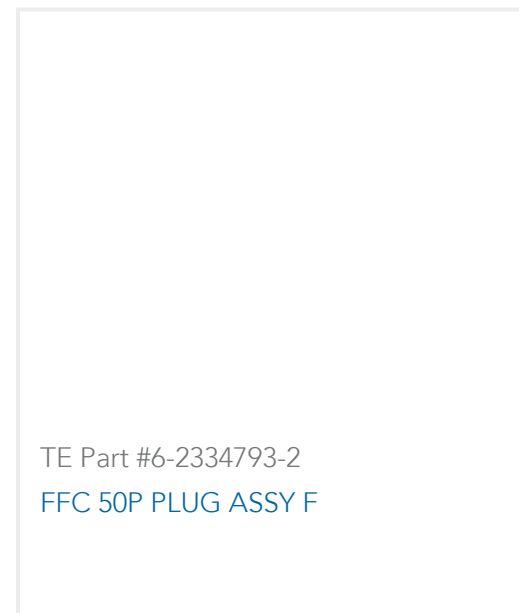
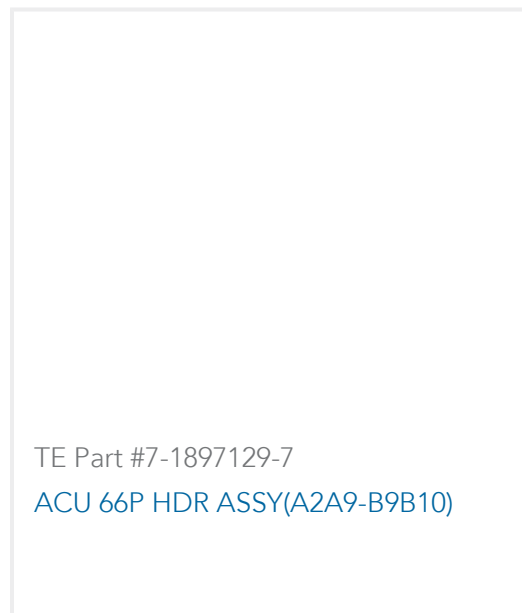


Also in the Series | **0.64/025 Connector System**



Customers Also Bought





## Documents

### Product Drawings

[025 12POS CAP ASSY V TIN](#)

English

### CAD Files

[3D PDF](#)

3D

Customer View Model

[ENG\\_CVM\\_CVM\\_1473898-6\\_C.2d\\_dxf.zip](#)

English

Customer View Model

[ENG\\_CVM\\_CVM\\_1473898-6\\_C.3d\\_igs.zip](#)

English

Customer View Model

[ENG\\_CVM\\_CVM\\_1473898-6\\_C.3d\\_stp.zip](#)

English

By downloading the CAD file I accept and agree to the [Terms and Conditions](#) of use.

### Product Specifications

[Crimping of 025 Receptacle Contact](#)

Japanese

[Application Specification](#)

Japanese

### Instruction Sheets

[Instruction Sheet \(non U.S.\)](#)

English

1473898-6

PCB Mount Header, Vertical, Wire-to-Board, 12 Position, 2.2 mm [.087 in] Centerline,  
Fully Shrouded, Tin, 0.64/025 Connector System

