

146861-1 ✓ ACTIVE

AMPMODU | AMPMODU Headers


TE Internal #: 146861-1

PCB Mount Header, Vertical, Board-to-Board, 20 Position, 2.54 mm [.1 in] Centerline, Breakaway, Gold, Through Hole - Solder, Signal, AMPMODU Headers

[View on TE.com >](#)



Connectors > PCB Connectors > PCB Headers & Receptacles



PCB Connector Assembly Type: **PCB Mount Header**

PCB Mount Orientation: **Vertical**

Connector System: **Board-to-Board**

Number of Positions: **20**

Number of Rows: **2**

Features

Dimensions

Row-to-Row Spacing	2.54 mm[.1 in]
PCB Thickness (Recommended)	1.6 mm[.063 in]

Packaging Features

Packaging Quantity	25000
Packaging Method	Box

Industry Standards

Compatible With Approved Standards Products	UL E28476, CSA LR7189
UL Flammability Rating	UL 94V-0

Usage Conditions

Housing Temperature Rating	High
Operating Temperature Range	-65 – 105 °C[-85 – 221 °F]

Body Features

Connector Profile	Standard
Primary Product Color	Black

Operation/Application

Solder Process Feature	Board Standoff
Circuit Application	Signal



Termination Features

Termination Post & Tail Length	2.92 mm[.115 in]
Square Termination Post & Tail Dimension	.64 mm[.025 in]
Termination Method to PCB	Through Hole - Solder

Contact Features

Contact Underplating Material	Nickel
Contact Mating Area Plating Material Thickness	.381 μ m[15 μ in]
Mating Square Post Dimension	.64 mm[.025 in]
	100 – 200 μ in
Contact Shape & Form	Square
Contact Base Material	Copper Alloy
PCB Contact Termination Area Plating Material	Tin-Lead
Contact Mating Area Plating Material	Gold
Contact Type	Pin
Contact Current Rating (Max)	3 A

Housing Features

Housing Material	Thermoplastic
Centerline (Pitch)	2.54 mm[.1 in]

Configuration Features

Connector Contact Load Condition	Fully Loaded
Board-to-Board Configuration	Parallel
PCB Mount Orientation	Vertical
Number of Positions	20
Number of Rows	2

Product Type Features

PCB Connector Assembly Type	PCB Mount Header
Connector System	Board-to-Board
Header Type	Breakaway
Sealable	No
Connector & Contact Terminates To	Printed Circuit Board

Mechanical Attachment

PCB Mount Retention	Without
---------------------	---------



PCB Mount Alignment	Without
---------------------	---------

Connector Mounting Type	Board Mount
-------------------------	-------------

Mating Alignment	Without
------------------	---------

Other

EU RoHS Compliance	Not Compliant
--------------------	---------------

EU ELV Compliance	Compliant with Exemptions
-------------------	---------------------------

Product Compliance

[For compliance documentation, visit the product page on TE.com>](#)

EU RoHS Directive 2011/65/EU	Not Compliant
------------------------------	---------------

EU ELV Directive 2000/53/EC	Compliant with Exemptions
-----------------------------	---------------------------

China RoHS 2 Directive MIIT Order No 32, 2016	Restricted Materials Above Threshold
---	--------------------------------------

EU REACH Regulation (EC) No. 1907/2006	Current ECHA Candidate List: JUNE 2024 (241) Candidate List Declared Against: JUNE 2024 (241) SVHC > Threshold: Pb (13% in Component Part)
--	---

Article Safe Usage Statements:

Do not eat, drink or smoke when using this product. Wash thoroughly after handling. Recycle if possible and dispose of the article by following all applicable governmental regulations relevant to your geographic location.

Halogen Content	Low Halogen - Br, Cl, F, I < 900 ppm per homogenous material. Also BFR/CFR/PVC Free
-----------------	---

Solder Process Capability	Wave solder capable to 240°C
---------------------------	------------------------------

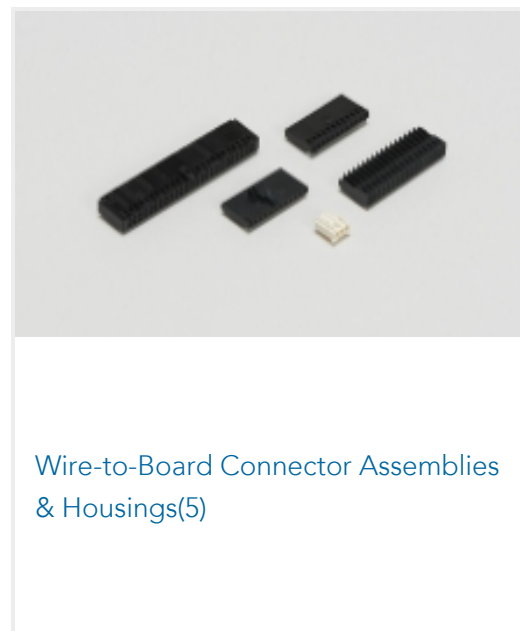
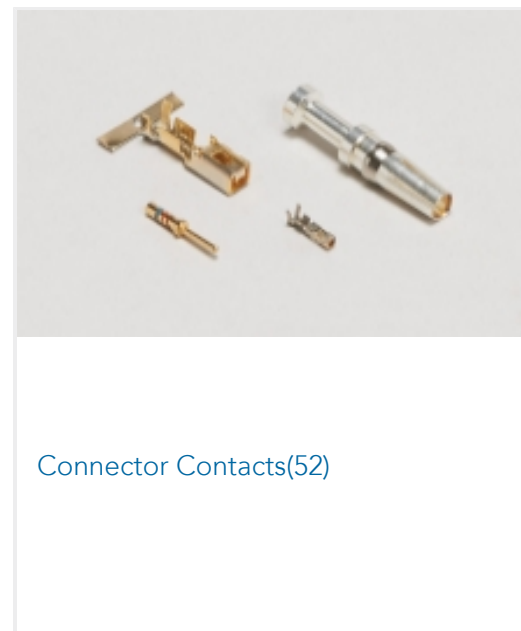
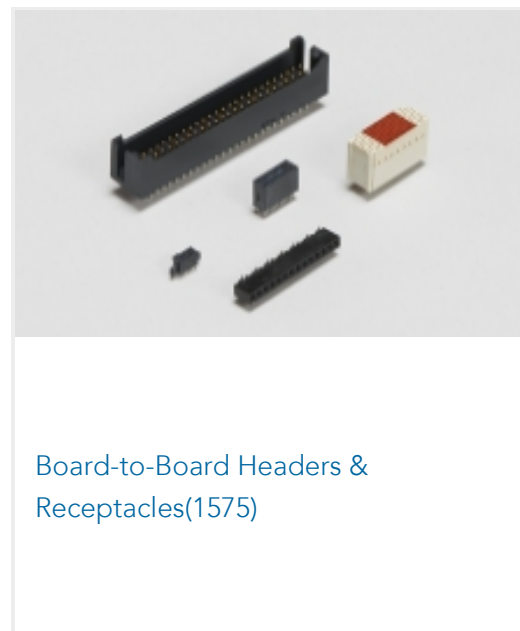

Product Compliance Disclaimer

This information is provided based on reasonable inquiry of our suppliers and represents our current actual knowledge based on the information they provided. This information is subject to change. The part numbers that TE has identified as EU RoHS compliant have a maximum concentration of 0.1% by weight in homogenous materials for lead, hexavalent chromium, mercury, PBB, PBDE, DBP, BBP, DEHP, DIBP, and 0.01% for cadmium, or qualify for an exemption to these limits as defined in the Annexes of Directive 2011/65/EU (RoHS2). Finished electrical and electronic equipment products will be CE marked as required by Directive 2011/65/EU. Components may not be CE marked. Additionally, the part numbers that TE has identified as EU ELV compliant have a maximum concentration of 0.1% by weight in homogenous materials for lead, hexavalent chromium, and mercury, and 0.01% for cadmium, or qualify for an exemption to these limits as defined in the Annexes of Directive 2000/53/EC (ELV). Regarding the REACH Regulation, the information TE provides on SVHC in articles for this part number is based on the latest European Chemicals Agency (ECHA) 'Guidance on requirements for substances in articles' posted at this URL: <https://echa.europa.eu/guidance-documents/guidance-on-reach>

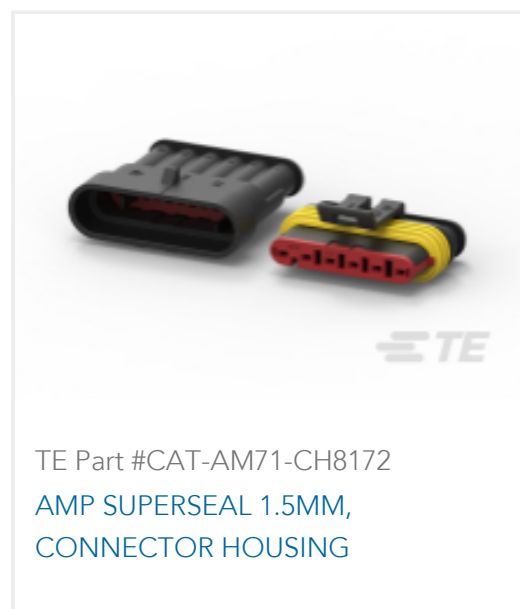
Compatible Parts



Also in the Series | **AMPMODU Headers**



Customers Also Bought





Documents

Product Drawings

[B/A REELED DRST HDR ASSY 15 AU](#)

English

Agency Approvals

[UL](#)

English