

OJE-SH-112LM,000 ✓ ACTIVE




OEG | OEG Miniature PCB Relay OJ/OJE

TE Internal #: 1461401-5

General Purpose Power Relay, DC, Monostable, 1 Form A SPST-NO, 3 A Contact Rating, 12 VDC Coil Voltage, OEG Miniature PCB Relay OJ/OJE

[View on TE.com >](#)

Relays & Contactors > Electromechanical Relays > STD OEG Miniature PCB OJ/OJE Pow Relays



Relay & Contactor Type: **General Purpose Power Relay**

Coil Magnetic System: **Monostable**

Contact Arrangement: **1 Form A SPST-NO**

Current Type: **DC**

Contact Current Rating: **3 A**

[All STD OEG Miniature PCB OJ/OJE Pow Relays \(65\)](#)

Features

Product Type Features

Relay & Contactor Type	General Purpose Power Relay
------------------------	-----------------------------

Configuration Features

Contact Number of Poles	1
Coil Special Features	UL Coil Insulation Class E
Contact Arrangement	1 Form A SPST-NO

Electrical Characteristics

Contact Limiting Short-Time Current	3 A
Contact Limiting Making Current	3 A
Contact Limiting Continuous Current	3 A
Contact Limiting Breaking Current	3 A
Insulation Initial Dielectric Between Open Contacts	750 Vrms
Contact Switching Voltage (Max)	277 VAC



Contact Switching Load (Min)	100mA @ 5V
Coil Resistance	720 Ω
Contact Current Rating	3 A
Coil Voltage Rating	12 VDC
Contact Voltage Rating	30 VDC
Coil Power Rating DC	.2 W
Insulation Initial Dielectric Between Contacts & Coil	3000 Vrms

Body Features

Product Weight	9 g[.318 oz]
Enclosure Type	Flux Resistant Automatic Solder Capable & Washable

Contact Features

Contact Material	AgNi
------------------	------

Termination Features

Main Termination & Connection Type	Solder Pins
Coil Termination & Connection Type	Solder Pins

Mechanical Attachment

Product Mount Type	Board Mount
--------------------	-------------

Dimensions

Insulation Clearance Between Contact & Coil	3.2 mm[.129 in]
Insulation Creepage Between Contact & Coil	3.6 mm[.141 in]
Product Width	10.2 mm[.401 in]
Product Length	18.2 mm[.717 in]
Product Height	14.7 mm[.579 in]

Usage Conditions

Operating Temperature Range	-40 – 105 °C[-40 – 221 °F]
Environmental Category of Protection	RTIII
Environmental Ambient Temperature (Max)	105 °C[221 °F]

Operation/Application

Coil Magnetic System	Monostable
Current Type	DC

Packaging Features



Packaging Method	Box & Tray, Tray
------------------	------------------

Other

Coil Power Rating Class	>.15 – ≤.2 W
Contact Current Class	>2 – ≤5 A
Height Class (Mechanical)	>14 – ≤16 mm[>.551 – ≤.63 in]
Length Class (Mechanical)	>16 – ≤22 mm[>.63 – ≤.866 in]
Width Class (Mechanical)	>7 – ≤11 mm[>.276 – ≤.433 in]

Product Compliance

[For compliance documentation, visit the product page on TE.com>](#)

EU RoHS Directive 2011/65/EU	Compliant
EU ELV Directive 2000/53/EC	Compliant
China RoHS 2 Directive MIIT Order No 32, 2016	No Restricted Materials Above Threshold
EU REACH Regulation (EC) No. 1907/2006	Current ECHA Candidate List: JUNE 2025 (250) Candidate List Declared Against: JUNE 2025 (250) Does not contain REACH SVHC
Halogen Content	Not Low Halogen - contains Br or Cl > 900 ppm.
Solder Process Capability	Wave solder capable to 265°C

Product Compliance Disclaimer

This information is provided based on reasonable inquiry of our suppliers and represents our current actual knowledge based on the information they provided. This information is subject to change. The part numbers that TE has identified as EU RoHS compliant have a maximum concentration of 0.1% by weight in homogenous materials for lead, hexavalent chromium, mercury, PBB, PBDE, DBP, BBP, DEHP, DIBP, and 0.01% for cadmium, or qualify for an exemption to these limits as defined in the Annexes of Directive 2011/65/EU (RoHS2). Finished electrical and electronic equipment products will be CE marked as required by Directive 2011/65/EU. Components may not be CE marked. Additionally, the part numbers that TE has identified as EU ELV compliant have a maximum concentration of 0.1% by weight in homogenous materials for lead, hexavalent chromium, and mercury, and 0.01% for cadmium, or qualify for an exemption to these limits as defined in the Annexes of Directive 2000/53/EC (ELV). Regarding the REACH Regulation, the information TE provides on SVHC in articles for this part number is based on the latest European Chemicals Agency (ECHA) 'Guidance on requirements for substances in articles' posted at this URL: <https://echa.europa.eu/guidance-documents/guidance-on-reach>

Compatible Parts



TE Part # CAT-OE4-OJ1
STD OEG Miniature PCB OJ/OJE Pow Relays

Also in the Series | OEG Miniature PCB Relay OJ/OJE



DC Relays(67)



Electromechanical Relays(67)

Customers Also Bought



TE Part #172732-2
POST HEADER 2P EIS WITH KINK



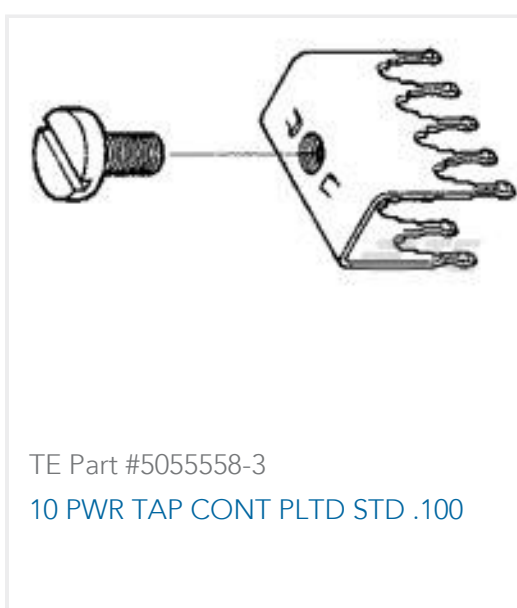
TE Part #1625984-3
HSA50 10K 5%



TE Part #1650589-1
903-19-02113=SCREW,SHOULDER,M4




TE Part #4-2176089-2
RP 1J 0.166W 30K1 0.1% 25PPM 1K RL



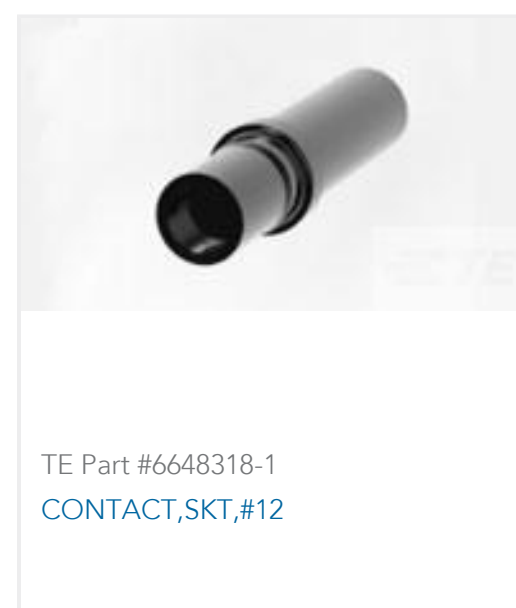
TE Part #5055558-3
10 PWR TAP CONT PLTD STD .100



TE Part #5221123-2
JACK,PCB,VERT,COMMERCIAL BNC



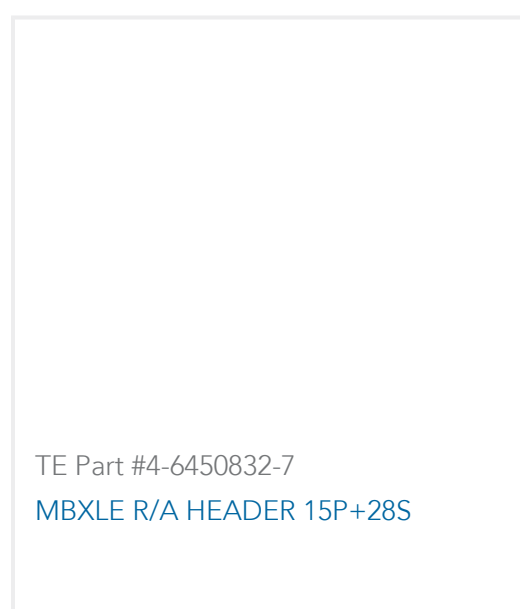
TE Part #5536649-1
2MM FB,ASY,010,PWR,REC,EN,SEQ



TE Part #6648318-1
CONTACT,SKT,#12



TE Part #1648128-1
235-0153-01100=SKT,MARKED



TE Part #4-6450832-7
MBXLE R/A HEADER 15P+28S



Documents

Product Drawings

[OJE-SH-112LM,000](#)

English

CAD Files

[3D PDF](#)

3D

Customer View Model

[ENG_CVM_CVM_1461401-5_B3.2d_dxf.zip](#)

English

Customer View Model

[ENG_CVM_CVM_1461401-5_B3.3d_igs.zip](#)

English

Customer View Model

[ENG_CVM_CVM_1461401-5_B3.3d_stp.zip](#)

English

By downloading the CAD file I accept and agree to the [Terms and Conditions](#) of use.

Datasheets & Catalog Pages

[OJ_OJE Series Relay Data Sheet English](#)

English

Product Specifications

[OJE-SH-112LM,000 Spec Sheet](#)

Japanese

[Definitions General Purpose Relays](#)

English

Agency Approvals

[VDE Certificate](#)

English