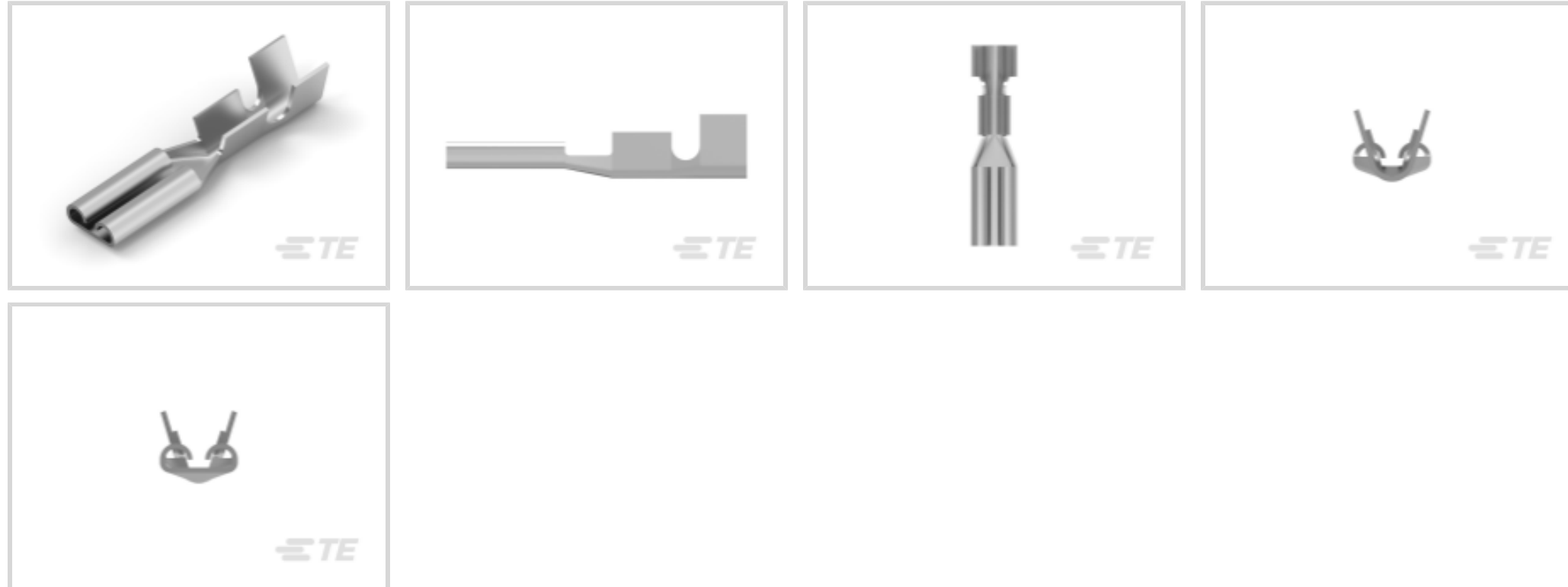




Terminals & Splices > Quick Disconnects



Quick Disconnect Terminal Type: **Receptacle**

Wire Size: .34 – .75 mm²

Mating Tab Width: 2.8 mm [.11 in]

Mating Tab Thickness: .81 mm [.032 in]

Features

Industry Standards

Compatible With Agency/Standards Products	UL, CSA
---	---------

Termination Features

Product Terminates To	Wire & Cable
-----------------------	--------------

Configuration Features

Compatible With Wire & Cable Type	Discrete Wire
Connection Capacity	Single

Mechanical Attachment

Wire Insulation Support	With
Mating Retention Type	Dimple

Other

Line	Premier
EU RoHS Compliance	Compliant
EU ELV Compliance	Compliant

Packaging Features



Packaging Quantity	500
--------------------	-----

Packaging Method	Loose Piece/Carton
------------------	--------------------

Dimensions

Product Length	16.1 mm [.634 in]
----------------	-------------------

Compatible Insulation Diameter Range	1.19 – 2.49 mm [.047 – .098 in]
--------------------------------------	---------------------------------

Wire Size	.34 – .75 mm ²
-----------	---------------------------

Product Type Features

Insertion Force	Normal
-----------------	--------

Contact Features

Quick Disconnect Terminal Type	Receptacle
--------------------------------	------------

Mating Tab Width	2.8 mm [.11 in]
------------------	-----------------

Mating Tab Thickness	.81 mm [.032 in]
----------------------	------------------

Terminal Orientation	Straight
----------------------	----------

Contact Base Material	Brass
-----------------------	-------

Terminal Plating Material	Tin
---------------------------	-----

Crimp Type	F-Crimp
------------	---------

Barrel Type	Open
-------------	------

Usage Conditions

Insulation Option	Uninsulated
-------------------	-------------

Operating Temperature Range	-40 – 110 °C [-40 – 230 °F]
-----------------------------	-----------------------------

Product Compliance

[For compliance documentation, visit the product page on TE.com>](#)

EU RoHS Directive 2011/65/EU	Compliant
------------------------------	-----------

EU ELV Directive 2000/53/EC	Compliant
-----------------------------	-----------

China RoHS 2 Directive MIIT Order No 32, 2016	No Restricted Materials Above Threshold
---	---

EU REACH Regulation (EC) No. 1907/2006	Current ECHA Candidate List: JUNE 2024 (241) Candidate List Declared Against: JUNE 2024 (241) Does not contain REACH SVHC
--	---

Halogen Content	Low Halogen - Br, Cl, F, I < 900 ppm per homogenous material. Also BFR/CFR/PVC Free
-----------------	---

Solder Process Capability	Not applicable for solder process capability
---------------------------	--



Product Compliance Disclaimer

This information is provided based on reasonable inquiry of our suppliers and represents our current actual knowledge based on the information they provided. This information is subject to change. The part numbers that TE has identified as EU RoHS compliant have a maximum concentration of 0.1% by weight in homogenous materials for lead, hexavalent chromium, mercury, PBB, PBDE, DBP, BBP, DEHP, DIBP, and 0.01% for cadmium, or qualify for an exemption to these limits as defined in the Annexes of Directive 2011/65/EU (RoHS2). Finished electrical and electronic equipment products will be CE marked as required by Directive 2011/65/EU. Components may not be CE marked. Additionally, the part numbers that TE has identified as EU ELV compliant have a maximum concentration of 0.1% by weight in homogenous materials for lead, hexavalent chromium, and mercury, and 0.01% for cadmium, or qualify for an exemption to these limits as defined in the Annexes of Directive 2000/53/EC (ELV). Regarding the REACH Regulation, the information TE provides on SVHC in articles for this part number is based on the latest European Chemicals Agency (ECHA) 'Guidance on requirements for substances in articles' posted at this URL: <https://echa.europa.eu/guidance-documents/guidance-on-reach>

Compatible Parts



TE Part # 151791-2
FASTON 375 REC FLAG 12-10 AWG
TPBR LP



TE Part # 160668-2
110 FASTIN FASTON,REC.,20-16 AWG,
PTBR



TE Part # 180441-2
110 FASTON,REC.,20-16 AWG,TPBR




TE Part # 151791-1
FLAG FASTON RECEPTACLE




REPRESENTATION ONLY

TE Part # 574868
DAHT TAPER PIN FASTON 24-22 ASSY


Also in the Series | FASTON 110




Crimp Terminal Housings(13)



Insertion & Extraction Tools(1)



PCB Terminals(22)



Quick Disconnects(168)

Customers Also Bought



TE Part #1-2367197-2
1.0mm WTB Side Vertical Type With Latch



TE Part #9-1415055-1
SR4D4110



TE Part #5-456135-7
CRIMPER, INSULATION "O" (.062")



TE Part #62874-1
MAG-MATE POST 27-30 013 TPBR




TE Part #2367197-8
1.0mm WTB Side Vertical Type With Latch



TE Part #2392417-1
187 PL MII,REC.,22-18 AWG,TPBR



TE Part #1-103168-3
30 MODII HDR DRST SHRD .100CL



TE Part #103361-4
06 MODII HDR SRRA SHRD .100CL



TE Part #2035366-7
Backshell, AS16, 4P, 90Deg, NC08, LP, Plug



TE Part #2-917337-5
DYNAMIC D-3 VERTI. HDR ASSY 2P

Documents

Product Drawings

[110 FASTON,REC.,22-18 AWG,TPBR](#)

English

CAD Files

[3D PDF](#)

3D

Customer View Model

[ENG_CVM_CVM_140852-2_O.2d_dxf.zip](#)

English

Customer View Model

[ENG_CVM_CVM_140852-2_O.3d_igs.zip](#)

English

Customer View Model

[ENG_CVM_CVM_140852-2_O.3d_stp.zip](#)

English

By downloading the CAD file I accept and agree to the [Terms and Conditions](#) of use.

Product Specifications



Wire Preparation And Crimp Inspection Guide

English

Agency Approvals

[Agency Approval Document](#)

English