

104130-3 ✓ ACTIVE

AMP-LATCH

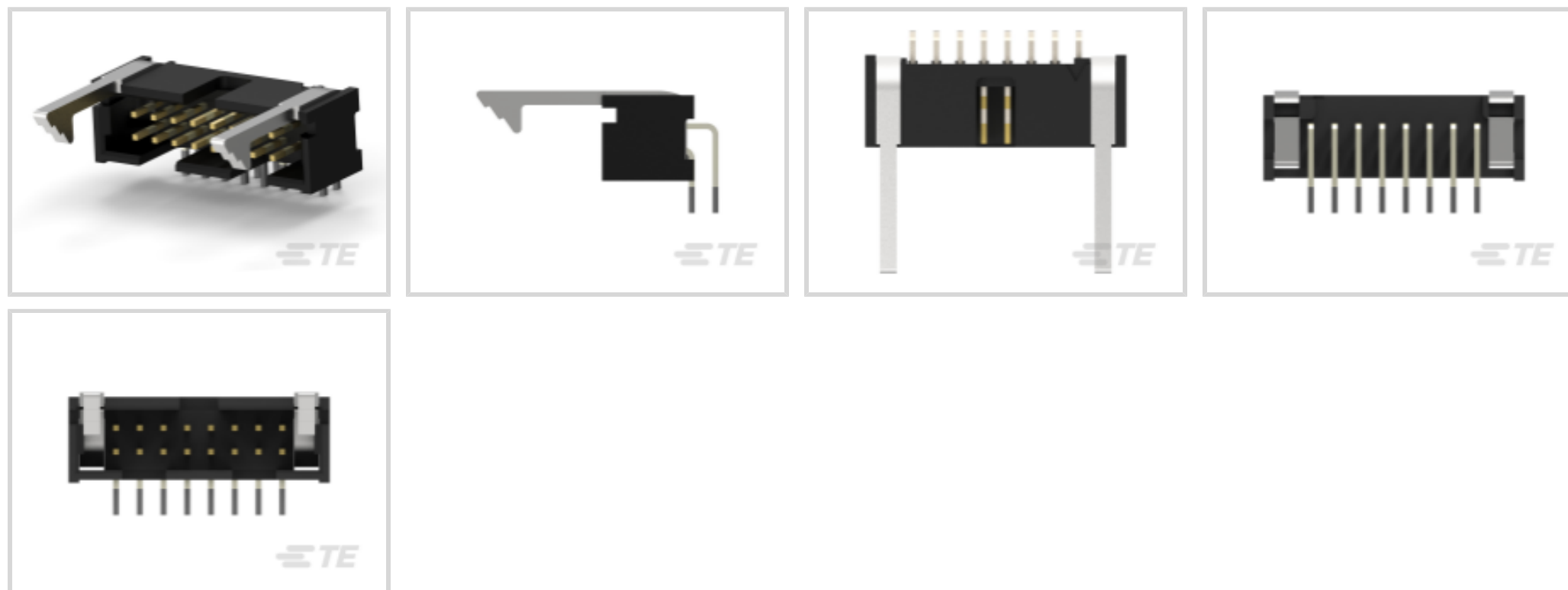
TE Internal #: 104130-3

Board-to-Board, 16 Position, 2.54 mm [.1 in] Centerline, Right Angle, Through Hole - Solder, 2 Row, Receptacle, Low Profile, Ribbon Cable Connectors

[View on TE.com >](#)



Connectors > PCB Connectors > Wire-to-Board Connectors > FFC, FPC & Ribbon Connectors > Ribbon Cable Connectors



Connector System: **Board-to-Board**

Number of Positions: **16**

Centerline (Pitch): **2.54 mm [.1 in]**

PCB Mount Retention: **Without**

PCB Mount Orientation: **Right Angle**

Features

Electrical Characteristics

Insulation Resistance	5000 MΩ
-----------------------	---------

Industry Standards

UL Flammability Rating	UL 94V-0
------------------------	----------

Packaging Features

Packaging Quantity	88
Packaging Method	Tray

Usage Conditions

Housing Temperature Rating	Standard
Operating Temperature Range	-65 – 105 °C[-85 – 221 °F]

Operation/Application

Solder Process Feature	Solder Dipped
Circuit Application	Signal

Contact Features



Contact Underplating Material	Nickel
	30 µin
Mating Square Post Dimension	.64 mm[.025 in]
Contact Shape & Form	Square
PCB Contact Termination Area Plating Material Thickness	2.54 µm[100 µin]
Contact Mating Area Plating Material	Gold Flash, Gold Flash over Palladium Nickel, Gold
Contact Base Material	Copper Alloy
PCB Contact Termination Area Plating Material	Tin-Lead
Contact Type	Pin
Contact Current Rating (Max)	1 A

Body Features

Daisy Chain	With
Primary Product Color	Black
Connector Profile	Low

Dimensions

Shrouded End Dimension	3.81 mm[.15 in]
Connector Height	9.77 mm[.38 in]
Connector Length	17.78 mm[1.1 in]
Row-to-Row Spacing	2.54 mm[.1 in]

Termination Features

Termination Post & Tail Length	3.43 mm[.135 in]
Square Termination Post & Tail Dimension	.64 mm[.025 in]
Termination Method to PCB	Through Hole - Solder

Mechanical Attachment

Panel Mount Feature	Without
Mating Alignment	With
PCB Mount Alignment	Without
PCB Mount Retention	Without
Mating Alignment Type	Dual Polarizing Bar, Center
Mating Retention	With
Mating Retention Type	Ejection Latch
Connector Mounting Type	Board Mount



Housing Features

Housing Material	Thermoplastic
Centerline (Pitch)	2.54 mm [.1 in]

Product Type Features

Connector Product Type	Connector Assembly
Ribbon Cable Connector Header Type	Pin Header
Connector System	Board-to-Board
Connector & Housing Type	Receptacle
Connector & Contact Terminates To	Printed Circuit Board

Configuration Features

Number of Positions	16
PCB Mount Orientation	Right Angle
Number of Rows	2

Other

EU RoHS Compliance	Not Compliant
EU ELV Compliance	Compliant with Exemptions

Product Compliance

[For compliance documentation, visit the product page on TE.com>](#)

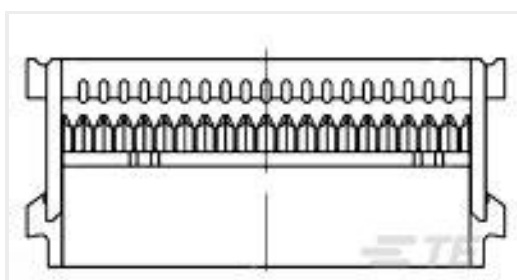
EU RoHS Directive 2011/65/EU	Not Compliant
EU ELV Directive 2000/53/EC	Compliant with Exemptions
China RoHS 2 Directive MIIT Order No 32, 2016	Restricted Materials Above Threshold
EU REACH Regulation (EC) No. 1907/2006	Current ECHA Candidate List: JUNE 2024 (241) Candidate List Declared Against: JUNE 2024 (241) SVHC > Threshold: Pb (13% in Component Part) Article Safe Usage Statements: Do not eat, drink or smoke when using this product. Wash thoroughly after handling. Recycle if possible and dispose of the article by following all applicable governmental regulations relevant to your geographic location.
Halogen Content	BFR/CFR/PVC Free, but Br/Cl >900 ppm in other sources.
Solder Process Capability	Not lead free process capable

Product Compliance Disclaimer



This information is provided based on reasonable inquiry of our suppliers and represents our current actual knowledge based on the information they provided. This information is subject to change. The part numbers that TE has identified as EU RoHS compliant have a maximum concentration of 0.1% by weight in homogenous materials for lead, hexavalent chromium, mercury, PBB, PBDE, DBP, BBP, DEHP, DIBP, and 0.01% for cadmium, or qualify for an exemption to these limits as defined in the Annexes of Directive 2011/65/EU (RoHS2). Finished electrical and electronic equipment products will be CE marked as required by Directive 2011/65/EU. Components may not be CE marked. Additionally, the part numbers that TE has identified as EU ELV compliant have a maximum concentration of 0.1% by weight in homogenous materials for lead, hexavalent chromium, and mercury, and 0.01% for cadmium, or qualify for an exemption to these limits as defined in the Annexes of Directive 2000/53/EC (ELV). Regarding the REACH Regulation, the information TE provides on SVHC in articles for this part number is based on the latest European Chemicals Agency (ECHA) 'Guidance on requirements for substances in articles' posted at this URL: <https://echa.europa.eu/guidance-documents/guidance-on-reach>

Compatible Parts



TE Part # 1-1658526-0
609-1601MLF FEM SCKT,LEAD FREE



TE Part # 1-1658526-1
609-1641LF FEM SOCKT,LEAD FREE

Customers Also Bought



TE Part #4-2176216-8
CPF A 0603 22K 0.1% 25PPM 1K RL



TE Part #2-1445055-7
MICRO MNL HDR ASSY S/ROW LF



TE Part #2-2176216-1
CPF A 0603 390R 0.1% 25PPM 1K RL



TE Part #2-5747706-0
09 RCPT SP/FMS BRDLK



TE Part #5-1879233-5
SMW5 18R 5%



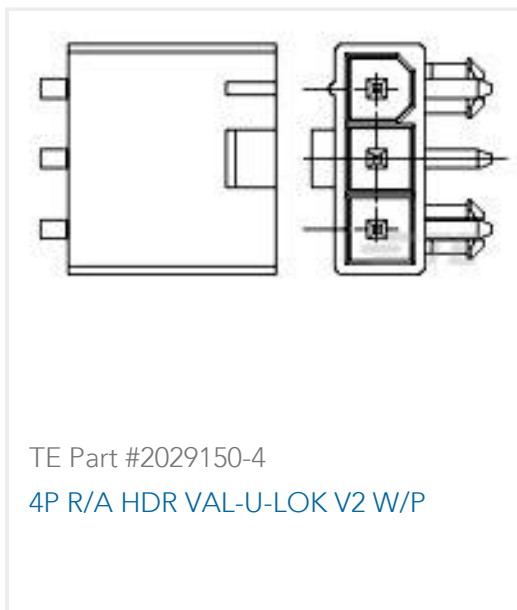
TE Part #2271656-2
VERTICAL SMT TYPE MINI IO REC PLUS CONN



TE Part #CAT-HSC0004
HTU21D Digital High Accuracy RH/T Sensor



TE Part #7-1614892-8
CPF 0805 6K04 0.1% 25PPM 1K RL



Documents

Product Drawings

[016 LOPRO HDR RA 30DP LATCH](#)

English

CAD Files

[3D PDF](#)

3D

Customer View Model

[ENG_CVM_CVM_104130-3_H.2d_dxf.zip](#)

English

Customer View Model

[ENG_CVM_CVM_104130-3_H.3d_igs.zip](#)

English

Customer View Model

[ENG_CVM_CVM_104130-3_H.3d_stp.zip](#)

English

By downloading the CAD file I accept and agree to the [Terms and Conditions](#) of use.

Product Specifications

[Product Specification](#)

English

Agency Approvals

[Agency Approval Document](#)

English