



AMP-LATCH | AMP-LATCH Universal Headers


TE Internal #: 102160-8

Board-to-Board, 34 Position, 2.54 mm [.1 in] Centerline, Right Angle, Through Hole - Solder, AMP-LATCH Universal Headers, Ribbon Cable Connectors

[View on TE.com >](#)

Connectors > PCB Connectors > Wire-to-Board Connectors > FFC, FPC & Ribbon Connectors > Ribbon Cable Connectors >

AMP-LATCH UNIVERSAL HEADERS



Connector System: **Board-to-Board**

Number of Positions: **34**

Centerline (Pitch): **2.54 mm [.1 in]**

PCB Mount Retention: **Without**

PCB Mount Retention Type: **Screw Mount**

[All AMP-LATCH UNIVERSAL HEADERS \(523\)](#)

**Features**

**Electrical Characteristics**

Operating Voltage	250 VAC
Insulation Resistance	5000 MΩ

**Industry Standards**

UL Flammability Rating	UL 94V-0
------------------------	----------

**Packaging Features**

Packaging Quantity	50
Packaging Method	Tray

**Usage Conditions**

Housing Temperature Rating	Standard
Operating Temperature Range	-65 – 105 °C[-85 – 221 °F]

**Operation/Application**

Solder Process Feature	Solder Dipped
Circuit Application	Signal

**Contact Features**

Contact Underplating Material	Nickel
-------------------------------	--------



	30 µin
Mating Square Post Dimension	.64 mm[.025 in]
Contact Shape & Form	Square
PCB Contact Termination Area Plating Material Thickness	2.54 µm[100 µin]
Contact Mating Area Plating Material	Gold Flash, Gold Flash over Palladium Nickel, Gold
PCB Contact Termination Area Plating Material	Tin-Lead
Contact Type	Pin
Contact Current Rating (Max)	1 A

### Body Features

Daisy Chain	Without
Primary Product Color	Black
Connector Profile	Standard

### Dimensions

Shrouded End Dimension	3.81 mm[.15 in]
PCB Thickness (Recommended)	1.57 mm[.062 in]
Connector Height	8.53 mm[.34 in]
Connector Length	62.48 mm[2.46 in]
Row-to-Row Spacing	2.54 mm[.1 in]

### Termination Features

Termination Post & Tail Diameter	.64 mm[.025 in]
Termination Post & Tail Length	2.79 mm[.11 in]
Termination Method to PCB	Through Hole - Solder

### Mechanical Attachment

Panel Mount Feature	Without
Mating Alignment	With
PCB Mount Alignment	With
PCB Mount Retention	Without
PCB Mount Retention Type	Screw Mount
Mating Alignment Type	Dual Polarizing Bar, Center
Mating Retention	Without
Connector Mounting Type	Board Mount

### Housing Features



Housing Material	Thermoplastic
Centerline (Pitch)	2.54 mm [.1 in]

### Product Type Features

Connector Product Type	Connector Assembly
Ribbon Cable Connector Header Type	Universal Ejection Pin Headers
Connector System	Board-to-Board
Connector & Housing Type	Receptacle
Connector & Contact Terminates To	Printed Circuit Board

### Configuration Features

Number of Positions	34
PCB Mount Orientation	Right Angle
Number of Rows	2

### Other

EU RoHS Compliance	Not Compliant
EU ELV Compliance	Compliant with Exemptions

### Product Compliance

[For compliance documentation, visit the product page on TE.com>](#)

EU RoHS Directive 2011/65/EU	Not Compliant
EU ELV Directive 2000/53/EC	Compliant with Exemptions
China RoHS 2 Directive MIIT Order No 32, 2016	Restricted Materials Above Threshold
EU REACH Regulation (EC) No. 1907/2006	Current ECHA Candidate List: JUNE 2024 (241) Candidate List Declared Against: JUNE 2024 (241) SVHC > Threshold: Pb (13% in Component Part) <b>Article Safe Usage Statements:</b> Do not eat, drink or smoke when using this product. Wash thoroughly after handling. Recycle if possible and dispose of the article by following all applicable governmental regulations relevant to your geographic location.
Halogen Content	Not Low Halogen - contains Br or Cl > 900 ppm.
Solder Process Capability	Wave solder capable to 265°C

#### Product Compliance Disclaimer

This information is provided based on reasonable inquiry of our suppliers and represents our current actual knowledge based on the information they provided. This information is subject to change. The part numbers that TE has identified as EU RoHS compliant have a maximum concentration of 0.1% by weight in homogenous materials for lead, hexavalent

chromium, mercury, PBB, PBDE, DBP, BBP, DEHP, DIBP, and 0.01% for cadmium, or qualify for an exemption to these limits as defined in the Annexes of Directive 2011/65/EU (RoHS2). Finished electrical and electronic equipment products will be CE marked as required by Directive 2011/65/EU. Components may not be CE marked. Additionally, the part numbers that TE has identified as EU ELV compliant have a maximum concentration of 0.1% by weight in homogenous materials for lead, hexavalent chromium, and mercury, and 0.01% for cadmium, or qualify for an exemption to these limits as defined in the Annexes of Directive 2000/53/EC (ELV). Regarding the REACH Regulation, the information TE provides on SVHC in articles for this part number is based on the latest European Chemicals Agency (ECHA) 'Guidance on requirements for substances in articles' posted at this URL: <https://echa.europa.eu/guidance-documents/guidance-on-reach>

## Compatible Parts



TE Part # 487223-9  
034 HOUSING FFC RCPT 100CL DR

## Also in the Series | AMP-LATCH Universal Headers

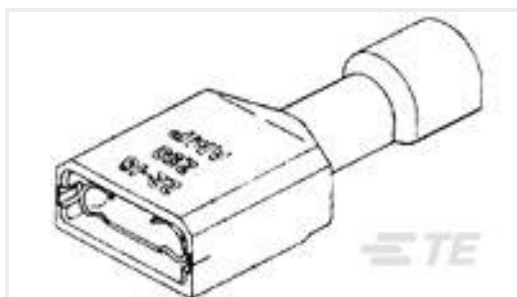


Connector Hardware(13)



Ribbon Cable Connectors(523)


## Customers Also Bought



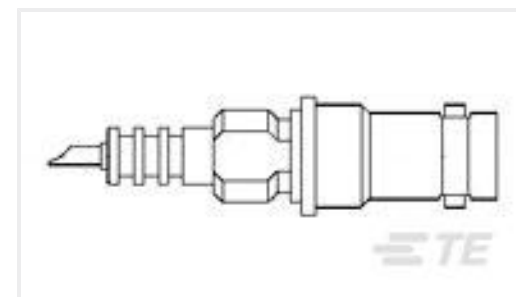
TE Part #2-520084-2  
ULTRAFast 110 ASS'Y REC 22-18  
TPBR LP



TE Part #8-1415053-1  
SR4M4012



TE Part #5530843-5  
CONN SEC II 25 POS 100C/L



TE Part #51494-2  
STD HIGH VOLTAGE BLKHD RECEPT

## Documents

### Product Drawings

034 UNIV HDR RA 4S 30DP STD

English

### CAD Files

3D PDF



3D

**Customer View Model**

[ENG\\_CVM\\_CVM\\_102160-8\\_M.2d\\_dxf.zip](#)

English

**Customer View Model**

[ENG\\_CVM\\_CVM\\_102160-8\\_M.3d\\_igs.zip](#)

English

**Customer View Model**

[ENG\\_CVM\\_CVM\\_102160-8\\_M.3d\\_stp.zip](#)

English

By downloading the CAD file I accept and agree to the [Terms and Conditions](#) of use.

---

**Product Specifications**

[Product Specification](#)

English

---

**Instruction Sheets**

[Instruction Sheet \(U.S.\)](#)

English

[AMP INSTALLATION PROCEDURES FOR AMP-LATCH UNIVERSAL HEADER ASSEMBLIE](#)

English

---

**Agency Approvals**

[Agency Approval Document](#)

English