

102155-9 ✓ ACTIVE

[AMP-LATCH](#) | [AMP-LATCH Universal Headers](#)

TE Internal #: 102155-9


Board-to-Board, 40 Position, 2.54 mm [.1 in] Centerline, Vertical, Through Hole - Solder, 2 Row, AMP-LATCH Universal Headers, Ribbon Cable Connectors

[View on TE.com >](#)



[Connectors](#) > [PCB Connectors](#) > [Wire-to-Board Connectors](#) > [FFC, FPC & Ribbon Connectors](#) > [Ribbon Cable Connectors](#) >

AMP-LATCH UNIVERSAL HEADERS



Connector System: **Board-to-Board**

Number of Positions: **40**

Centerline (Pitch): **2.54 mm [.1 in]**

PCB Mount Retention: **With**

PCB Mount Retention Type: **Screw Mount**

[All AMP-LATCH UNIVERSAL HEADERS \(523\)](#)

Features

Electrical Characteristics

Operating Voltage	250 VAC
Insulation Resistance	5000 MΩ

Industry Standards

UL Flammability Rating	UL 94V-0
------------------------	----------

Packaging Features

Packaging Quantity	40
Packaging Method	Tray

Usage Conditions

Housing Temperature Rating	Standard
Operating Temperature Range	-65 – 105 °C[-85 – 221 °F]

Operation/Application

Solder Process Feature	Solder Dipped
Circuit Application	Signal

Contact Features

Contact Underplating Material	Nickel
-------------------------------	--------



	15 µin
Mating Square Post Dimension	.64 mm[.025 in]
Contact Shape & Form	Square
PCB Contact Termination Area Plating Material Thickness	2.54 µm[100 µin]
Contact Mating Area Plating Material	Gold Flash, Gold Flash over Palladium Nickel, Gold
Contact Base Material	Phosphor Bronze, Brass
PCB Contact Termination Area Plating Material	Tin-Lead
Contact Type	Pin
Contact Current Rating (Max)	1 A

Body Features

Daisy Chain	Without
Primary Product Color	Black
Connector Profile	Standard

Dimensions

Shrouded End Dimension	3.81 mm[.15 in]
PCB Thickness (Recommended)	3.18 mm[.125 in]
Connector Height	13.94 mm[.55 in]
Row-to-Row Spacing	2.54 mm[.1 in]

Termination Features

Termination Post & Tail Diameter	.64 mm[.025 in]
Termination Post & Tail Length	3.94 mm[.155 in]
Termination Method to PCB	Through Hole - Solder

Mechanical Attachment

Panel Mount Feature	Without
Mating Alignment	With
PCB Mount Alignment	With
PCB Mount Retention	With
PCB Mount Retention Type	Screw Mount
Mating Alignment Type	Dual Polarizing Bar, Center
Mating Retention	Without
Connector Mounting Type	Board Mount

Housing Features



Housing Material	Thermoplastic
Centerline (Pitch)	2.54 mm [.1 in]

Product Type Features

Connector Product Type	Connector Assembly
Ribbon Cable Connector Header Type	Universal Ejection Pin Headers
Connector System	Board-to-Board
Connector & Housing Type	Receptacle
Connector & Contact Terminates To	Printed Circuit Board

Configuration Features

Number of Positions	40
PCB Mount Orientation	Vertical
Number of Rows	2

Other

EU RoHS Compliance	Not Compliant
EU ELV Compliance	Compliant with Exemptions

Product Compliance

[For compliance documentation, visit the product page on TE.com>](#)

EU RoHS Directive 2011/65/EU	Not Compliant
EU ELV Directive 2000/53/EC	Compliant with Exemptions
China RoHS 2 Directive MIIT Order No 32, 2016	Restricted Materials Above Threshold
EU REACH Regulation (EC) No. 1907/2006	Current ECHA Candidate List: JUNE 2024 (241) Candidate List Declared Against: JUNE 2024 (241) SVHC > Threshold: Pb (13% in Component Part) Article Safe Usage Statements: Do not eat, drink or smoke when using this product. Wash thoroughly after handling. Recycle if possible and dispose of the article by following all applicable governmental regulations relevant to your geographic location.
Halogen Content	Not Low Halogen - contains Br or Cl > 900 ppm.
Solder Process Capability	Wave solder capable to 265°C

Product Compliance Disclaimer



This information is provided based on reasonable inquiry of our suppliers and represents our current actual knowledge based on the information they provided. This information is subject to change. The part numbers that TE has identified as EU RoHS compliant have a maximum concentration of 0.1% by weight in homogenous materials for lead, hexavalent

chromium, mercury, PBB, PBDE, DBP, BBP, DEHP, DIBP, and 0.01% for cadmium, or qualify for an exemption to these limits as defined in the Annexes of Directive 2011/65/EU (RoHS2). Finished electrical and electronic equipment products will be CE marked as required by Directive 2011/65/EU. Components may not be CE marked. Additionally, the part numbers that TE has identified as EU ELV compliant have a maximum concentration of 0.1% by weight in homogenous materials for lead, hexavalent chromium, and mercury, and 0.01% for cadmium, or qualify for an exemption to these limits as defined in the Annexes of Directive 2000/53/EC (ELV). Regarding the REACH Regulation, the information TE provides on SVHC in articles for this part number is based on the latest European Chemicals Agency (ECHA) 'Guidance on requirements for substances in articles' posted at this URL: <https://echa.europa.eu/guidance-documents/guidance-on-reach>

Compatible Parts



Also in the Series | AMP-LATCH Universal Headers



Customers Also Bought



Documents

Product Drawings

040 UNIV HDR SP 4S 15DP STD

English

CAD Files

3D PDF



3D

Customer View Model

[ENG_CVM_CVM_102155-9_N.2d_dxf.zip](#)

English

Customer View Model

[ENG_CVM_CVM_102155-9_N.3d_igs.zip](#)

English

Customer View Model

[ENG_CVM_CVM_102155-9_N.3d_stp.zip](#)

English

By downloading the CAD file I accept and agree to the [Terms and Conditions](#) of use.

Product Specifications

[Product Specification](#)

English

Instruction Sheets

[Instruction Sheet \(U.S.\)](#)

English

[AMP INSTALLATION PROCEDURES FOR AMP-LATCH UNIVERSAL HEADER ASSEMBLIE](#)

English

Agency Approvals

[Agency Approval Document](#)

English