

1-917337-2 ✓ ACTIVE

[Dynamic Series](#) | [Dynamic 3000 Series](#)

TE Internal #: 1-917337-2

PCB Mount Header, Vertical, Wire-to-Board, 2 Position, 5.08 mm [.2 in] Centerline, Fully Shrouded, Gold (Au), Dynamic 3000 Series

[View on TE.com >](#)



Connectors > PCB Connectors > PCB Headers & Receptacles > DYNAMIC 3200 HDR ASSY



PCB Connector Type: **PCB Mount Header**

PCB Mount Orientation: **Vertical**

Connector System: **Wire-to-Board**

Number of Positions: **2**

Centerline (Pitch): **5.08 mm [.2 in]**

[All DYNAMIC 3200 HDR ASSY \(133\)](#)

Features

Product Type Features

PCB Connector Type	PCB Mount Header
Connector System	Wire-to-Board
Header Type	Fully Shrouded
Sealable	No
Connector & Contact Terminates To	Printed Circuit Board
Connector Product Type	Connector Assembly

Configuration Features

PCB Mount Orientation	Vertical
Number of Positions	2
Number of Rows	1

Body Features

Primary Product Color	Black
-----------------------	-------

Contact Features



Contact Shape & Form	Rectangular
Contact Underplating Material	Nickel
Contact Base Material	Copper Alloy
Contact Mating Area Plating Material	Gold (Au)
Contact Mating Area Plating Material Thickness	.381 μm [15 μin]
Contact Type	Pin
Contact Current Rating (Max)	15 A
PCB Contact Termination Area Plating Material	Tin

Termination Features

Termination Method to PCB	Through Hole - Solder
---------------------------	-----------------------

Mechanical Attachment

PCB Mount Retention Type	Retention Leg
Mating Alignment Type	Keyed
PCB Mount Alignment Type	Solder Peg
PCB Mount Alignment	Without
Mating Retention	With
PCB Mount Retention	With
Connector Mounting Type	Board Mount
Mating Alignment	With

Housing Features

Centerline (Pitch)	5.08 mm[.2 in]
Housing Material	Polyester GF

Usage Conditions

Operating Temperature (Max)	105 $^{\circ}\text{C}$ [221 $^{\circ}\text{F}$]
Operating Temperature Range	-55 – 105 $^{\circ}\text{C}$ [-67 – 221 $^{\circ}\text{F}$]

Operation/Application

Circuit Application	Power & Signal
---------------------	----------------

Industry Standards

UL Flammability Rating	UL 94V-0
------------------------	----------

Packaging Features

Packaging Quantity	26
Packaging Method	Box, Tube

Product Compliance

[For compliance documentation, visit the product page on TE.com>](#)

EU RoHS Directive 2011/65/EU	Compliant
EU ELV Directive 2000/53/EC	Compliant
China RoHS 2 Directive MIIT Order No 32, 2016	有害物质含量符合标准要求 No Restricted Substance(s) Above Threshold
EU REACH Regulation (EC) No. 1907/2006	Current ECHA Candidate List: JUNE 2025 (250) Candidate List Declared Against: JUNE 2025 (250) Does not contain REACH SVHC
Halogen Content	Not Low Halogen - contains Br or Cl > 900 ppm.
Solder Process Capability	Wave solder capable to 265°C

Product Compliance Disclaimer

This information is provided based on reasonable inquiry of our suppliers and represents our current actual knowledge based on the information they provided. This information is subject to change. The part numbers that TE has identified as EU RoHS compliant have a maximum concentration of 0.1% by weight in homogenous materials for lead, hexavalent chromium, mercury, PBB, PBDE, DBP, BBP, DEHP, DIBP, and 0.01% for cadmium, or qualify for an exemption to these limits as defined in the Annexes of Directive 2011/65/EU (RoHS2). Finished electrical and electronic equipment products will be CE marked as required by Directive 2011/65/EU. Components may not be CE marked. Additionally, the part numbers that TE has identified as EU ELV compliant have a maximum concentration of 0.1% by weight in homogenous materials for lead, hexavalent chromium, and mercury, and 0.01% for cadmium, or qualify for an exemption to these limits as defined in the Annexes of Directive 2000/53/EC (ELV). Regarding the REACH Regulation, the information TE provides on SVHC in articles for this part number is based on the latest European Chemicals Agency (ECHA) 'Guidance on requirements for substances in articles' posted at this URL: <https://echa.europa.eu/guidance-documents/guidance-on-reach>


Compatible Parts



Also in the Series | [Dynamic 3000 Series](#)




Connector Contacts(94)




Connector Hardware(8)



Insertion & Extraction Tools(2)



PCB Headers & Receptacles(290)




PCB Terminal Blocks(5)



Power Contacts(94)



Rectangular Power Connectors(443)



Wire-to-Board Headers & Receptacles (290)

Customers Also Bought

TE Part #CAT-D9934-A75F
DYNAMIC 3200 HDR ASSYTE Part #CAT-D9934-A75E
Header Assembly: Wire-to-Board, 15A,
gold or tin platedTE Part #CAT-D9934-A83B
DYNAMIC 5000 HDR ASSYTE Part #1473565-4
RITS CONN.HDR ASSY 4PTE Part #CAT-D9934-A15F
Header Assembly: Wire-to-Board, 5A,
gold or tin plated

Documents

Product Drawings

[DYNAMIC D-3 VERTI. HDR ASSY 2P PdNi &Au](#)

English

CAD Files

[Customer View Model](#)

[ENG_CVM_CVM_1-917337-2_C2.3d_igs.zip](#)

English

[Customer View Model](#)



[ENG_CVM_CVM_1-917337-2_C2.3d_stp.zip](#)

English

Customer View Model

[ENG_CVM_CVM_1-917337-2_C2.2d_dxf.zip](#)

English

3D PDF

3D

By downloading the CAD file I accept and agree to the [Terms and Conditions](#) of use.

Product Specifications

[Product Specification](#)

English

Agency Approvals

[UL](#)

English