

1-640457-5 ✓ ACTIVE



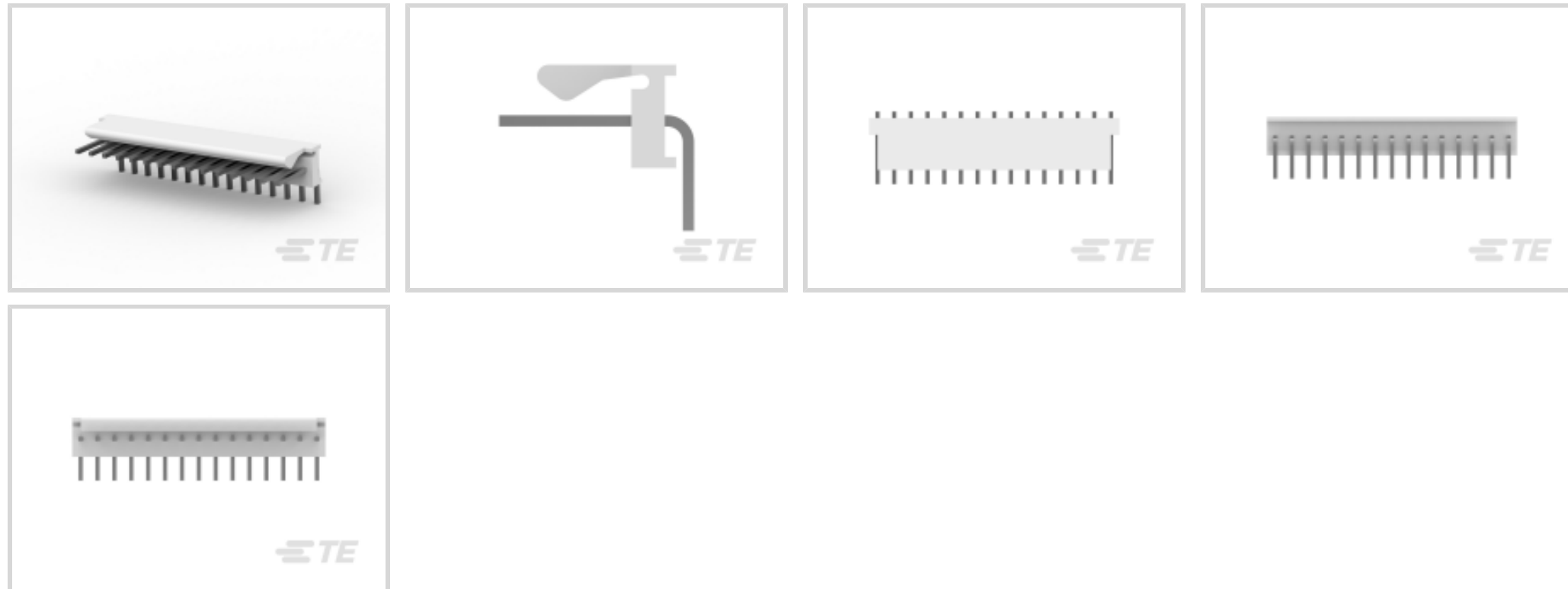
## MTA 100

TE Internal #: 1-640457-5

PCB Mount Header, Right Angle, Wire-to-Board, 15 Position, 2.54 mm [.1 in] Centerline, Partially Shrouded, Tin, Through Hole - Solder, Signal, MTA 100

[View on TE.com >](#)

Connectors > PCB Connectors > PCB Headers & Receptacles > PCB Header: Polyester, Right Angle, Unshrouded



PCB Connector Assembly Type: **PCB Mount Header**

PCB Mount Orientation: **Right Angle**

Connector System: **Wire-to-Board**

Number of Positions: **15**

Number of Rows: **1**

[All PCB Header: Polyester, Right Angle, Unshrouded \(80\)](#)

## Features

### Electrical Characteristics

|                   |         |
|-------------------|---------|
| Operating Voltage | 250 VAC |
|-------------------|---------|

### Dimensions

|                 |                   |
|-----------------|-------------------|
| Connector Width | 10.79 mm[.425 in] |
|-----------------|-------------------|

|                             |                 |
|-----------------------------|-----------------|
| PCB Thickness (Recommended) | 1.6 mm[.063 in] |
|-----------------------------|-----------------|

|                  |                  |
|------------------|------------------|
| Connector Height | 5.71 mm[.225 in] |
|------------------|------------------|

|                  |                 |
|------------------|-----------------|
| Connector Length | 38.1 mm[1.5 in] |
|------------------|-----------------|

### Packaging Features

|                    |   |
|--------------------|---|
| Packaging Quantity | 1 |
|--------------------|---|

|                  |         |
|------------------|---------|
| Packaging Method | Package |
|------------------|---------|

### Industry Standards

|   |         |
|---|---------|
| Compatible With Agency/Standards Products | UL, CSA |
|---|---------|

|   |                       |
|---|-----------------------|
| Compatible With Approved Standards Products | UL E28476, CSA LR7189 |
|---|-----------------------|



|                        |          |
|------------------------|----------|
| UL Flammability Rating | UL 94V-0 |
|------------------------|----------|

### Mechanical Attachment

|                         |               |
|-------------------------|---------------|
| Panel Mount Feature     | Without       |
| Mating Retention Type   | Friction Lock |
| Mating Retention        | With          |
| Mating Alignment Type   | Polarization  |
| PCB Mount Retention     | Without       |
| PCB Mount Alignment     | Without       |
| Connector Mounting Type | Board Mount   |
| Mating Alignment        | With          |

### Termination Features

|  |                       |
|--|-----------------------|
| Termination Post & Tail Length           | 3.56 mm[.14 in]       |
| Square Termination Post & Tail Dimension | .64 mm[.025 in]       |
| Termination Method to PCB                | Through Hole - Solder |

### Contact Features

|   |                            |
|---|----------------------------|
| Contact Underplating Material                           | Nickel                     |
| Contact Underplating Material Thickness                 | 1.27 $\mu$ m[50 $\mu$ in]  |
| PCB Contact Termination Area Plating Material Finish    | Matte                      |
| Contact Mating Area Plating Material Thickness          | 3.81 $\mu$ m[150 $\mu$ in] |
| Mating Square Post Dimension                            | .64 mm[.025 in]            |
| PCB Contact Termination Area Plating Material Thickness | 3.81 $\mu$ m[150 $\mu$ in] |
| Contact Shape & Form                                    | Square                     |
| Contact Layout  | Inline                     |
| Contact Mating Area Length                              | 7.49 mm[.295 in]           |
| Contact Base Material                                   | Copper Alloy               |
| PCB Contact Termination Area Plating Material           | Tin                        |
| Contact Mating Area Plating Material Finish             | Matte                      |
| Contact Mating Area Plating Material                    | Tin                        |
| Contact Type  | Pin                        |
| Contact Current Rating (Max)                            | 5 A                        |

### Housing Features

|                          |                |
|--------------------------|----------------|
| Housing Material         | Polyester - GF |
| Right Angle Bending Side | Front          |



|                    |                 |
|--------------------|-----------------|
| Centerline (Pitch) | 2.54 mm [.1 in] |
|--------------------|-----------------|

### Configuration Features

|                       |             |
|-----------------------|-------------|
| Number of Columns     | 15          |
| PCB Mount Orientation | Right Angle |
| Number of Positions   | 15          |
| Number of Rows        | 1           |

### Product Type Features

|                                   |                       |
|-----------------------------------|-----------------------|
| PCB Connector Assembly Type       | PCB Mount Header      |
| Connector System                  | Wire-to-Board         |
| Header Type                       | Partially Shrouded    |
| Sealable                          | No                    |
| Connector & Contact Terminates To | Printed Circuit Board |

### Body Features

|                       |         |
|-----------------------|---------|
| Primary Product Color | Natural |
|-----------------------|---------|

### Usage Conditions

|                             |                             |
|-----------------------------|-----------------------------|
| Operating Temperature Range | -55 – 105 °C [-67 – 221 °F] |
|-----------------------------|-----------------------------|

### Operation/Application

|                     |        |
|---------------------|--------|
| Circuit Application | Signal |
|---------------------|--------|

### Other

|                    |           |
|--------------------|-----------|
| EU RoHS Compliance | Compliant |
| EU ELV Compliance  | Compliant |

### Product Compliance

[For compliance documentation, visit the product page on TE.com>](#)

|   |   |
|---|---|
| EU RoHS Directive 2011/65/EU                  | Compliant   |
| EU ELV Directive 2000/53/EC                   | Compliant   |
| China RoHS 2 Directive MIIT Order No 32, 2016 | No Restricted Materials Above Threshold   |
| EU REACH Regulation (EC) No. 1907/2006        | Current ECHA Candidate List: JUNE 2024 (241)<br>Candidate List Declared Against: JUNE 2024 (241)<br>Does not contain REACH SVHC |
| Halogen Content                               | Not Low Halogen - contains Br or Cl > 900 ppm.  |

Solder Process Capability

Wave solder capable to 265°C

Product Compliance Disclaimer

This information is provided based on reasonable inquiry of our suppliers and represents our current actual knowledge based on the information they provided. This information is subject to change. The part numbers that TE has identified as EU RoHS compliant have a maximum concentration of 0.1% by weight in homogenous materials for lead, hexavalent chromium, mercury, PBB, PBDE, DBP, BBP, DEHP, DIBP, and 0.01% for cadmium, or qualify for an exemption to these limits as defined in the Annexes of Directive 2011/65/EU (RoHS2). Finished electrical and electronic equipment products will be CE marked as required by Directive 2011/65/EU. Components may not be CE marked. Additionally, the part numbers that TE has identified as EU ELV compliant have a maximum concentration of 0.1% by weight in homogenous materials for lead, hexavalent chromium, and mercury, and 0.01% for cadmium, or qualify for an exemption to these limits as defined in the Annexes of Directive 2000/53/EC (ELV). Regarding the REACH Regulation, the information TE provides on SVHC in articles for this part number is based on the latest European Chemicals Agency (ECHA) 'Guidance on requirements for substances in articles' posted at this URL: <https://echa.europa.eu/guidance-documents/guidance-on-reach>

### Compatible Parts



TE Part # 1-1375820-5  
CST-100 II HOUSING 15 POS



TE Part # CAT-104MTA-NYLCC  
Nylon PCB Connector Covers: 2.54 mm, MTA 100



TE Part # CAT-104MTA-NTPMR  
Nylon Tin Plated Receptacle: 2.54 mm, with Mating Alignment, MTA 100




TE Part # CAT-104MTA-NTPNR  
MTA Receptacle: Nylon, Tin Plated, 2.54 mm




TE Part # 1-640550-5  
15P MTA100 COVER


### Also in the Series | MTA 100




Connector Caps & Covers(69)



Connector Contacts(8)



Connector Hardware(1)



Insertion & Extraction Tools(2)



PCB Headers & Receptacles(441)



Standard Rectangular Connectors(495)



Wire-to-Board Connector Assemblies & Housings(1)



Wire-to-Board Headers & Receptacles (441)

## Customers Also Bought



TE Part #2-1623929-1  
CFR200 5% 220R



TE Part #647402-3  
03P SL156 HSG W/RMP&TABS,OVSZ



TE Part #320552  
PIDG R 22-16 COMM 22-18 MIL 10



TE Part #2-1623925-2  
CFR100 5% 220R



TE Part #640389-3  
03P MTA156 HDR ASSY SQ R/A F/L



TE Part #640457-9  
09P MTA100 HDR ASSY SQ R/A F/L



TE Part #CAT-104CST-RCPHS  
Receptacle Housing: 2.54mm, 1 Row, CST-100 II



TE Part #8-1879233-0  
SMW5 200R 5%



TE Part #350980-3  
.045 POST CONTACT AUPLBR

## Documents

### Product Drawings

[15P MTA100 HDR ASSY SQ R/A F/L](#)

English

### CAD Files

[3D PDF](#)

English

### Customer View Model

[ENG\\_CVM\\_1-640457-5\\_S.2d\\_dxf.zip](#)



English

Customer View Model

[ENG\\_CVM\\_1-640457-5\\_S.3d\\_igs.zip](#)

English

Customer View Model

[ENG\\_CVM\\_1-640457-5\\_S.3d\\_stp.zip](#)

English

[3D PDF](#)

3D

Customer View Model

[ENG\\_CVM\\_CVM\\_1-640457-5\\_W.2d\\_dxf.zip](#)

English

Customer View Model

[ENG\\_CVM\\_CVM\\_1-640457-5\\_W.3d\\_igs.zip](#)

English

Customer View Model

[ENG\\_CVM\\_CVM\\_1-640457-5\\_W.3d\\_stp.zip](#)

English

By downloading the CAD file I accept and agree to the [Terms and Conditions](#) of use.

---

### Product Specifications

[Application Specification](#)

English

---

### Agency Approvals

[UL](#)

English

[UL](#)

English