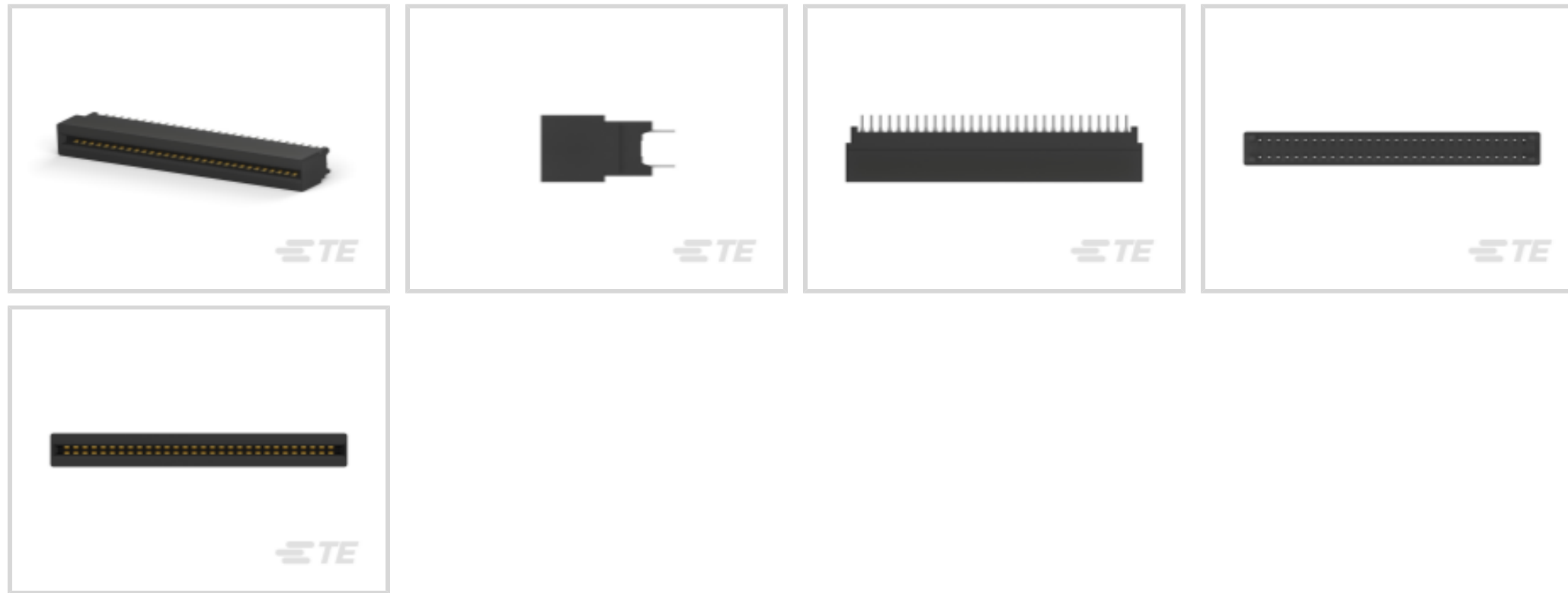




TE Internal #: 1-5530843-8  
 Board-to-Board Card Edge Power Connector, 60 Position, 2.54 mm  
 [.1 in] Centerline, Power & Signal, 60 Power Positions, 0 Signal  
 Positions

[View on TE.com >](#)

Connectors > PCB Connectors > Card Edge Connectors > Card Edge Power Connectors



Connector System: **Board-to-Board**  
 Number of Positions: **60**  
 Centerline (Pitch): **2.54 mm [.1 in]**  
 Contact Current Rating (Max): **3 A**  
 Circuit Application: **Power & Signal**

## Features

### Product Type Features

Connector & Contact Terminates To	Printed Circuit Board
Connector Mates With	Printed Circuit Board
Connector & Housing Type	Receptacle
Connector System	Board-to-Board

### Configuration Features

Keying & Polarized Position Locations	0
PCB Mount Orientation	Vertical
Number of Positions	60
Number of Power Positions	60
Number of Signal Positions	0
Number of Dual Positions	30

### Electrical Characteristics

Operating Voltage	400 V
-------------------	-------

### Body Features

--	--



Primary Product Color	Black
-----------------------	-------

### Contact Features

Contact Underplating Material	Nickel
-------------------------------	--------

PCB Contact Termination Area Plating Material Finish	Matte
--	-------

Contact Mating Area Plating Material Thickness	.76 $\mu\text{m}$ [30 $\mu\text{in}$ ]
--	--

PCB Contact Termination Area Plating Material Thickness	2.54 $\mu\text{m}$ [100 $\mu\text{in}$ ]
---	--

Contact Base Material	Phosphor Bronze
-----------------------	-----------------

PCB Contact Termination Area Plating Material	Tin
---	-----

Contact Type	Socket
--------------	--------

Contact Current Rating (Max)	3 A
------------------------------	-----

Contact Mating Area Plating Material	Gold (Au)
--------------------------------------	-----------

### Termination Features

Termination Post & Tail Length	4.75 mm[.187 in]
--------------------------------	------------------

Termination Method to PCB	Through Hole - Solder
---------------------------	-----------------------

### Mechanical Attachment

Connector Mounting Type	Board Mount
-------------------------	-------------

PCB Mount Retention	With
---------------------	------

Mating Retention	Without
------------------	---------

PCB Mount Retention Type	Solder Tail
--------------------------	-------------

Mating Alignment Type	Keyed
-----------------------	-------

Mating Alignment	With
------------------	------

PCB Mount Alignment	Without
---------------------	---------

### Housing Features

Housing Material	Polyester GF
------------------	--------------

Centerline (Pitch)	2.54 mm[.1 in]
--------------------	----------------

### Dimensions

Card Slot Depth	7.59 mm[.305 in]
-----------------	------------------

Row-to-Row Spacing	4.85 mm[.191 in]
--------------------	------------------

Connector Height	15.59 mm[.71 in]
------------------	------------------

Power Contact Centerline	2.54 mm[.1 in]
--------------------------	----------------

### Usage Conditions

Operating Temperature Range	-55 – 85 $^{\circ}\text{C}$ [-67 – 185 $^{\circ}\text{F}$ ]
-----------------------------	---



### Operation/Application

Circuit Application	Power & Signal
---------------------	----------------

### Industry Standards

UL Flammability Rating	UL 94V-0
------------------------	----------

### Packaging Features

Packaging Quantity	108
Packaging Method	Box

### Other

Position Locations Omitted	0
----------------------------	---

## Product Compliance

[For compliance documentation, visit the product page on TE.com>](#)

EU RoHS Directive 2011/65/EU	Compliant
EU ELV Directive 2000/53/EC	Compliant
China RoHS 2 Directive MIIT Order No 32, 2016	有害物质含量符合标准要求 No Restricted Substance(s) Above Threshold
EU REACH Regulation (EC) No. 1907/2006	Current ECHA Candidate List: JUNE 2025 (250) Candidate List Declared Against: JUNE 2025 (250) Does not contain REACH SVHC
Halogen Content	Not Low Halogen - contains Br or Cl > 900 ppm.
Solder Process Capability	Wave solder capable to 265°C



#### Product Compliance Disclaimer

This information is provided based on reasonable inquiry of our suppliers and represents our current actual knowledge based on the information they provided. This information is subject to change. The part numbers that TE has identified as EU RoHS compliant have a maximum concentration of 0.1% by weight in homogenous materials for lead, hexavalent chromium, mercury, PBB, PBDE, DBP, BBP, DEHP, DIBP, and 0.01% for cadmium, or qualify for an exemption to these limits as defined in the Annexes of Directive 2011/65/EU (RoHS2). Finished electrical and electronic equipment products will be CE marked as required by Directive 2011/65/EU. Components may not be CE marked. Additionally, the part numbers that TE has identified as EU ELV compliant have a maximum concentration of 0.1% by weight in homogenous materials for lead, hexavalent chromium, and mercury, and 0.01% for cadmium, or qualify for an exemption to these limits as defined in the Annexes of Directive 2000/53/EC (ELV). Regarding the REACH Regulation, the information TE provides on SVHC in articles for this part number is based on the latest European Chemicals Agency (ECHA) 'Guidance on requirements for substances in articles' posted at this URL: <https://echa.europa.eu/guidance-documents/guidance-on-reach>

## Compatible Parts



## Customers Also Bought



## Documents

### Product Drawings

CONN SEC II 30 POS 100C/L

English

### CAD Files

3D PDF

3D

Customer View Model

ENG\_CVM\_CVM\_1-5530843-8\_F.2d\_dxf.zip



English

**Customer View Model**

[ENG\\_CVM\\_CVM\\_1-5530843-8\\_F.3d\\_igs.zip](#)

English

**Customer View Model**

[ENG\\_CVM\\_CVM\\_1-5530843-8\\_F.3d\\_stp.zip](#)

English

By downloading the CAD file I accept and agree to the [Terms and Conditions](#) of use.

---

**Product Specifications**

[Application Specification](#)

English

---

**Agency Approvals**

[Agency Approval Document](#)

English