

1-535541-2 ✓ ACTIVE

AMPMODU | Modu Connector System

TE Internal #: 1-535541-2

PCB Mount Receptacle, Vertical, Board-to-Board, 14 Position, 2.54 mm [.1 in] Centerline, Gold, Through Hole - Solder, Signal, Modu Connector System

[View on TE.com >](#)



Connectors > PCB Connectors > PCB Headers & Receptacles



PCB Connector Assembly Type: **PCB Mount Receptacle**

PCB Mount Orientation: **Vertical**

Connector System: **Board-to-Board**

Number of Positions: **14**

Number of Rows: **1**

Features

Electrical Characteristics

| | |
|---------------------------------------|---------|
| Operating Voltage | 333 VAC |
| Insulation Resistance | 5000 MΩ |
| Dielectric Withstanding Voltage (Max) | 750 VAC |

Dimensions

| | |
|-----------------------------|------------------------------|
| Stack Height | 9.02 mm[.355 in] |
| PCB Thickness (Recommended) | 1.4 – 2.4 mm[.055 – .094 in] |
| Connector Height | 3.56 mm[.14 in] |

Packaging Features

| | |
|--------------------|-----------|
| Packaging Quantity | 16 |
| Packaging Method | Tube, Box |

Industry Standards

| | |
|---|-----------------------|
| Compatible With Approved Standards Products | UL E28476, CSA LR7189 |
| UL Flammability Rating | UL 94V-0 |

Usage Conditions

| | |
|-----------------------------|----------------------------|
| Housing Temperature Rating | Standard |
| Operating Temperature Range | -65 – 125 °C[-85 – 257 °F] |

Body Features

| | |
|-------------------|----------|
| Connector Profile | Standard |
|-------------------|----------|



| | |
|-----------------------|-------|
| Primary Product Color | Black |
|-----------------------|-------|

Operation/Application

| | |
|------------------------|----------------|
| Solder Process Feature | Board Standoff |
| Circuit Application | Signal |

Termination Features

| | |
|---|-----------------------|
| Rectangular Termination Post & Tail Width | .7 mm[.028 in] |
| Rectangular Termination Post & Tail Thickness | .2 mm[.008 in] |
| Termination Post & Tail Length | 3.18 mm[.125 in] |
| Termination Method to PCB | Through Hole - Solder |

Contact Features

| | |
|---|---------------------------|
| Contact Mating Area Plating Material Thickness | .762 μ m[30 μ in] |
| Mating Square Post Dimension | .64 mm[.025 in] |
| PCB Contact Termination Area Plating Material Thickness | 3.81 – 50 μ m |
| Contact Shape & Form | Square |
| Contact Layout | Inline |
| Contact Protection Type | Closed Entry Housing |
| Contact Base Material | Phosphor Bronze |
| PCB Contact Termination Area Plating Material | Tin-Lead |
| Contact Mating Area Plating Material | Gold |
| Contact Type | Socket |
| Contact Current Rating (Max) | 3 A |

Housing Features

| | |
|-----------------------|----------------|
| Mating Entry Location | Top |
| Housing Material | Polyester - GF |
| Centerline (Pitch) | 2.54 mm[.1 in] |

Configuration Features

| | |
|------------------------------|----------|
| Board-to-Board Configuration | Parallel |
| Stackable | Yes |
| PCB Mount Orientation | Vertical |
| Number of Positions | 14 |
| Number of Rows | 1 |

Product Type Features



| | |
|-----------------------------------|-----------------------|
| Applied Pressure | Standard |
| PCB Connector Assembly Type | PCB Mount Receptacle |
| Connector System | Board-to-Board |
| Sealable | No |
| Connector & Contact Terminates To | Printed Circuit Board |

Mechanical Attachment

| | |
|-------------------------|-------------|
| PCB Mount Retention | Without |
| PCB Mount Alignment | Without |
| Connector Mounting Type | Board Mount |
| Mating Alignment | Without |

Other

| | |
|--------------------|---------------------------|
| EU RoHS Compliance | Not Compliant |
| EU ELV Compliance | Compliant with Exemptions |

Product Compliance

[For compliance documentation, visit the product page on TE.com>](#)

| | |
|---|---|
| EU RoHS Directive 2011/65/EU | Not Compliant |
| EU ELV Directive 2000/53/EC | Compliant with Exemptions |
| China RoHS 2 Directive MIIT Order No 32, 2016 | Restricted Materials Above Threshold |
| EU REACH Regulation (EC) No. 1907/2006 | Current ECHA Candidate List: JUNE 2024 (241) Candidate List Declared Against: JUNE 2024 (241) SVHC > Threshold: Pb (13% in Component Part) Article Safe Usage Statements: Do not eat, drink or smoke when using this product. Wash thoroughly after handling. Recycle if possible and dispose of the article by following all applicable governmental regulations relevant to your geographic location. |
| Halogen Content | Not Low Halogen - contains Br or Cl > 900 ppm. |
| Solder Process Capability | Wave solder capable to 240°C |

Product Compliance Disclaimer


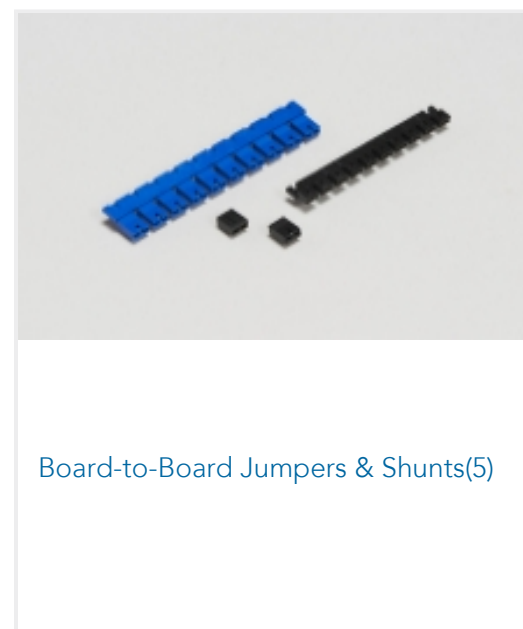
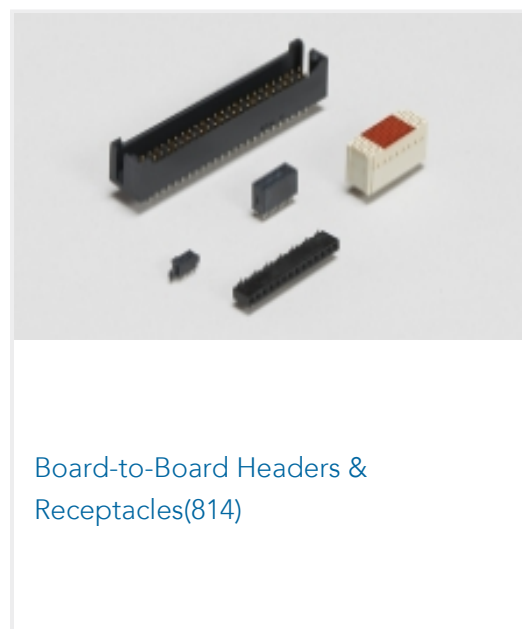
This information is provided based on reasonable inquiry of our suppliers and represents our current actual knowledge based on the information they provided. This information is subject to change. The part numbers that TE has identified as EU RoHS compliant have a maximum concentration of 0.1% by weight in homogenous materials for lead, hexavalent chromium, mercury, PBB, PBDE, DBP, BBP, DEHP, DIBP, and 0.01% for cadmium, or qualify for an exemption to these limits as defined in the Annexes of Directive 2011/65/EU (RoHS2). Finished electrical and electronic equipment products will be CE marked as required by Directive 2011/65/EU. Components may not be CE marked. Additionally, the part numbers that TE has identified as EU ELV compliant have a maximum concentration of 0.1% by weight in homogenous materials for lead, hexavalent chromium, and mercury, and 0.01% for cadmium, or qualify for an exemption to these limits

as defined in the Annexes of Directive 2000/53/EC (ELV). Regarding the REACH Regulation, the information TE provides on SVHC in articles for this part number is based on the latest European Chemicals Agency (ECHA) 'Guidance on requirements for substances in articles' posted at this URL: <https://echa.europa.eu/guidance-documents/guidance-on-reach>

Compatible Parts



Also in the Series | Modu Connector System



Customers Also Bought



Documents



Product Drawings

14 MODIV VRT SR CE 100/115

English

CAD Files

3D PDF

English

Customer View Model

[ENG_CVM_1-535541-2_N.3d_igs.zip](#)

English

Customer View Model

[ENG_CVM_1-535541-2_N.3d_stp.zip](#)

English

Customer View Model

[ENG_CVM_1-535541-2_N.2d_dxf.zip](#)

English

By downloading the CAD file I accept and agree to the [Terms and Conditions](#) of use.

Product Specifications

Application Specification

English