




**MINI-MATCH**

TE Internal #: 1-5164711-7

PCB Mount Receptacle, Right Angle, Board-to-Board, 17 Position, 2.5 mm [.098 in] Centerline, Tin, Through Hole - Solder, Signal, Box

[View on TE.com >](#)

Connectors > PCB Connectors > PCB Headers & Receptacles



PCB Connector Assembly Type: **PCB Mount Receptacle**

PCB Mount Orientation: **Right Angle**

Connector System: **Board-to-Board**

Number of Positions: **17**

Centerline (Pitch): **2.5 mm [.098 in]**

**Features**

**Electrical Characteristics**

Operating Voltage	354 VAC
Insulation Resistance	1 MΩ

**Dimensions**

	1.27 in
--	---------

**Packaging Features**

Packaging Quantity	750
Packaging Method	Box

**Mechanical Attachment**

Mating Alignment Type	Polarizing Tab
PCB Mount Retention Type	Solder Tail
PCB Mount Alignment Type	Post Polarization
PCB Mount Retention	With
PCB Mount Alignment	With
Connector Mounting Type	Board Mount
Mating Alignment	With

**Termination Features**

Rectangular Termination Post & Tail Width	.79 mm[.031 in]
Rectangular Termination Post & Tail Thickness	.5 mm[.02 in]



Termination Post & Tail Length	3.2 mm[.126 in]
Termination Method to PCB	Through Hole - Solder

### Contact Features

Contact Mating Area Plating Material Thickness	1.27 $\mu\text{m}$ [50 $\mu\text{in}$ ]
PCB Contact Termination Area Plating Material Thickness	3.04 – 5.08 $\mu\text{m}$ [120 – 200 $\mu\text{in}$ ]
Contact Layout	Inline
Contact Base Material	Brass
PCB Contact Termination Area Plating Material	Tin
Contact Mating Area Plating Material	Tin
Contact Type	Socket
Contact Current Rating (Max)	7 A

### Housing Features

Mating Entry Location	Side
Housing Material	Thermoplastic
Centerline (Pitch)	2.5 mm[.098 in]

### Configuration Features

Stackable	No
PCB Mount Orientation	Right Angle
Number of Positions	17

### Product Type Features

PCB Connector Assembly Type	PCB Mount Receptacle
Connector System	Board-to-Board
Sealable	No
Connector & Contact Terminates To	Printed Circuit Board

### Usage Conditions

Operating Temperature Range	-40 – 85 $^{\circ}\text{C}$ [-40 – 185 $^{\circ}\text{F}$ ]
-----------------------------	---

### Operation/Application

Circuit Application	Signal
---------------------	--------

### Industry Standards

UL Flammability Rating	UL 94V-0
------------------------	----------

### Other

EU RoHS Compliance	Compliant
--------------------	-----------



EU ELV Compliance

Compliant

### Product Compliance

[For compliance documentation, visit the product page on TE.com>](#)

EU RoHS Directive 2011/65/EU	Compliant
EU ELV Directive 2000/53/EC	Compliant
China RoHS 2 Directive MIIT Order No 32, 2016	No Restricted Materials Above Threshold
EU REACH Regulation (EC) No. 1907/2006	Current ECHA Candidate List: JUNE 2024 (241) Candidate List Declared Against: JUL 2019 (201) Does not contain REACH SVHC
Halogen Content	Not Low Halogen - contains Br or Cl > 900 ppm.
Solder Process Capability	Not reviewed for solder process capability

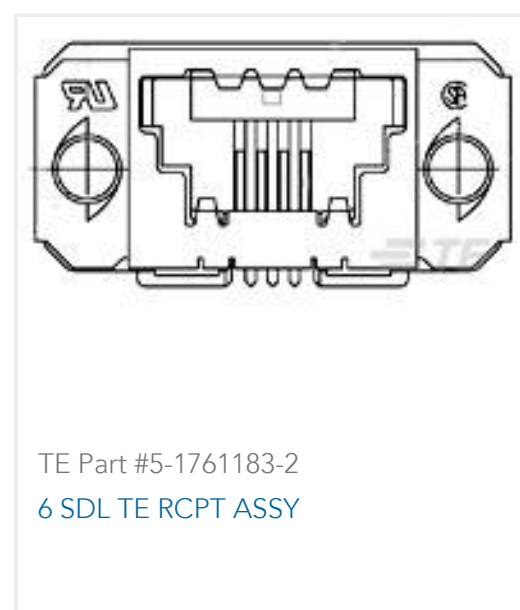
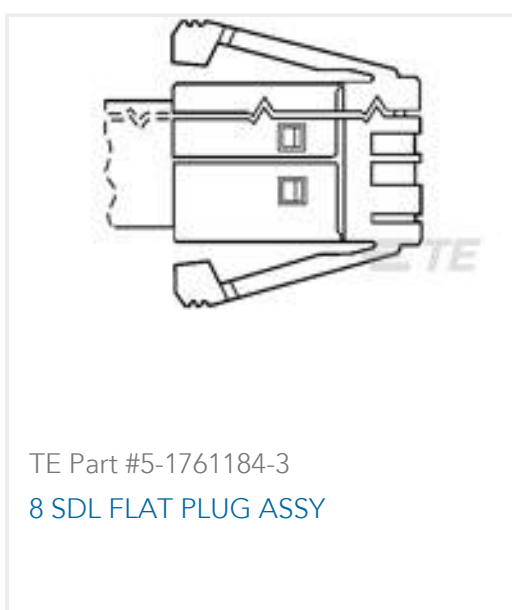

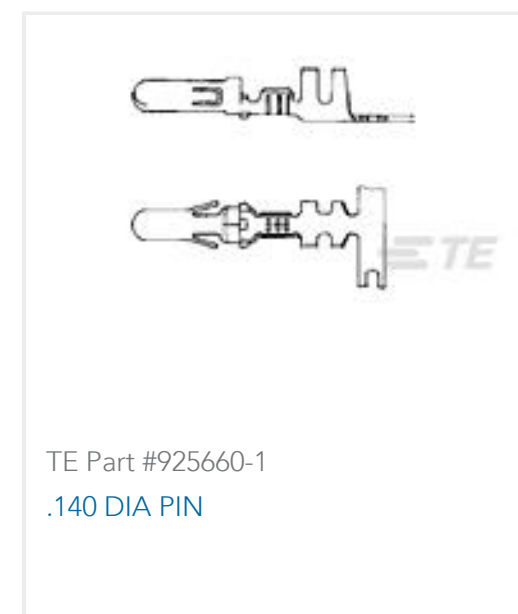
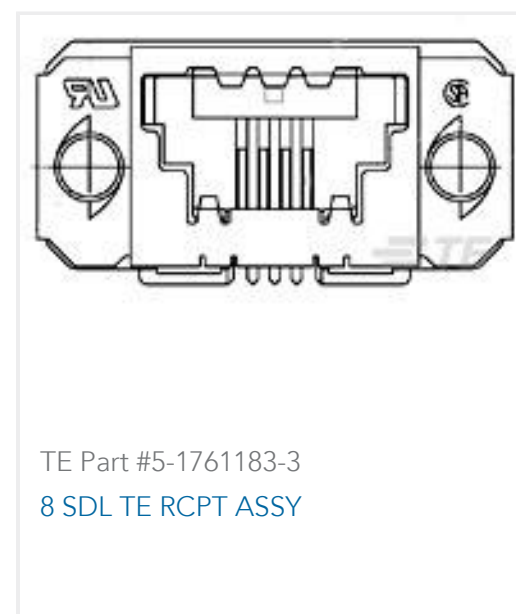
#### Product Compliance Disclaimer

This information is provided based on reasonable inquiry of our suppliers and represents our current actual knowledge based on the information they provided. This information is subject to change. The part numbers that TE has identified as EU RoHS compliant have a maximum concentration of 0.1% by weight in homogenous materials for lead, hexavalent chromium, mercury, PBB, PBDE, DBP, BBP, DEHP, DIBP, and 0.01% for cadmium, or qualify for an exemption to these limits as defined in the Annexes of Directive 2011/65/EU (RoHS2). Finished electrical and electronic equipment products will be CE marked as required by Directive 2011/65/EU. Components may not be CE marked. Additionally, the part numbers that TE has identified as EU ELV compliant have a maximum concentration of 0.1% by weight in homogenous materials for lead, hexavalent chromium, and mercury, and 0.01% for cadmium, or qualify for an exemption to these limits as defined in the Annexes of Directive 2000/53/EC (ELV). Regarding the REACH Regulation, the information TE provides on SVHC in articles for this part number is based on the latest European Chemicals Agency (ECHA) 'Guidance on requirements for substances in articles' posted at this URL: <https://echa.europa.eu/guidance-documents/guidance-on-reach>

### Compatible Parts



### Customers Also Bought



## Documents

### Product Drawings

17pos.MINI-MATCH FBTB, 2.5mm pitch

English

### CAD Files

3D PDF

3D

Customer View Model

[ENG\\_CVM\\_CVM\\_1-5164711-7\\_A.2d\\_dxf.zip](#)

English

Customer View Model

[ENG\\_CVM\\_CVM\\_1-5164711-7\\_A.3d\\_igs.zip](#)

English

Customer View Model

[ENG\\_CVM\\_CVM\\_1-5164711-7\\_A.3d\\_stp.zip](#)

English

By downloading the CAD file I accept and agree to the [Terms and Conditions](#) of use.

### Product Specifications



[Product Specification](#)

[Mini Match Connection System](#)

English

[Product Specification](#)

English

---

[Instruction Sheets](#)

[Instruction Sheet \(non U.S.\)](#)

German