

1-5050871-0 ✓ ACTIVE


TE Internal #: 1-5050871-0

7.32 mm [.288 in] Socket Length, 2.56 mm [.101 in] PCB Hole, Open Bottom, 1.04 – 1.65 mm<sup>2</sup> Wire, 17 – 15 AWG, Cable-to-Board, Pin Sockets

[View on TE.com >](#)



Connectors > Socket Connectors > Pin Sockets > Miniature Spring Sockets: Open Bottom, Beryllium Copper, 7.5A



Socket Length: 7.32 mm [.288 in]

PCB Hole Diameter: 2.56 mm [.101 in]

Socket Sleeve Style: Open Bottom

Wire Size: 17 – 15 AWG

[All Miniature Spring Sockets: Open Bottom, Beryllium Copper, 7.5A \(9\)](#)

## Features

### Configuration Features

Compatible With Wire & Cable Type	Discrete Wire
-----------------------------------	---------------

### Termination Features

Termination Method to PCB	Through Hole - Press-Fit
Termination Method to Wire & Cable	Solder
Insertion Method	Hand/Semi-Automatic

### Body Features

Sleeve Plating Material	Tin
Sleeve Material	Copper

### Packaging Features

Packaging Method	Loose Piece, Bag
Packaging Quantity	2000

### Other

Spring Material	Beryllium Copper
-----------------	------------------

EU RoHS Compliance	Compliant
--------------------	-----------

EU ELV Compliance	Compliant
-------------------	-----------

### Operation/Application

Solder Process Feature	None
------------------------	------

Circuit Application	Power & Signal
---------------------	----------------

### Contact Features

Contact Spring Plating Material	Gold
---------------------------------	------

Contact Base Material	Beryllium Copper
-----------------------	------------------

Contact Mating Area Plating Material Thickness	30 μm[30 μin]
--	---------------

Contact Spring Plating Thickness	.762 μm[30 μin]
----------------------------------	-----------------

Contact Current Rating (Max)	7.5 A
------------------------------	-------

### Product Type Features

Connector & Contact Terminates To	Printed Circuit Board
-----------------------------------	-----------------------

Socket Sleeve Style	Open Bottom
---------------------	-------------

Connector System	Cable-to-Board
------------------	----------------

Sealable	No
----------	----

### Dimensions

PCB Thickness (Recommended)	.79 – 3.18 mm[.031 – .125 in]
-----------------------------	-------------------------------

Socket Length	7.32 mm[.288 in]
---------------	------------------

PCB Hole Diameter	2.56 mm[.101 in]
-------------------	------------------

Wire Size	17 – 15 AWG
-----------	-------------

Mating Pin Diameter Range	1.27 – 1.45 mm[.05 – .057 in]
---------------------------	-------------------------------

### Usage Conditions

Operating Temperature Range	-65 – 125 °C[-85 – 257 °F]
-----------------------------	----------------------------

### Product Compliance

[For compliance documentation, visit the product page on TE.com>](#)

EU RoHS Directive 2011/65/EU	Compliant
------------------------------	-----------

EU ELV Directive 2000/53/EC	Compliant
-----------------------------	-----------

China RoHS 2 Directive MIIT Order No 32, 2016	No Restricted Materials Above Threshold
---	---

EU REACH Regulation (EC) No. 1907/2006	Current ECHA Candidate List: JUNE 2024 (241)
--	--



Candidate List Declared Against: JUNE 2024 (241)  
Does not contain REACH SVHC

Halogen Content	Low Halogen - Br, Cl, F, I < 900 ppm per homogenous material. Also BFR/CFR/PVC Free
-----------------	---

Solder Process Capability	Pin-in-Paste capable to 260°C
---------------------------	-------------------------------

Product Compliance Disclaimer

This information is provided based on reasonable inquiry of our suppliers and represents our current actual knowledge based on the information they provided. This information is subject to change. The part numbers that TE has identified as EU RoHS compliant have a maximum concentration of 0.1% by weight in homogenous materials for lead, hexavalent chromium, mercury, PBB, PBDE, DBP, BBP, DEHP, DIBP, and 0.01% for cadmium, or qualify for an exemption to these limits as defined in the Annexes of Directive 2011/65/EU (RoHS2). Finished electrical and electronic equipment products will be CE marked as required by Directive 2011/65/EU. Components may not be CE marked. Additionally, the part numbers that TE has identified as EU ELV compliant have a maximum concentration of 0.1% by weight in homogenous materials for lead, hexavalent chromium, and mercury, and 0.01% for cadmium, or qualify for an exemption to these limits as defined in the Annexes of Directive 2000/53/EC (ELV). Regarding the REACH Regulation, the information TE provides on SVHC in articles for this part number is based on the latest European Chemicals Agency (ECHA) 'Guidance on requirements for substances in articles' posted at this URL: <https://echa.europa.eu/guidance-documents/guidance-on-reach>

## Compatible Parts



TE Part # 1-5050871-9  
SOCKET,MIN-SPR W/H SN-AU SER-5

## Customers Also Bought




TE Part #3-1617108-7  
PRMGSCD-26XW = PRMGSD .100 GRI



TE Part #533270-7  
HDI PIN ASSY 4 ROW 200 POS



TE Part #2-535542-9  
58 MODIV VRT DR CE 100/130



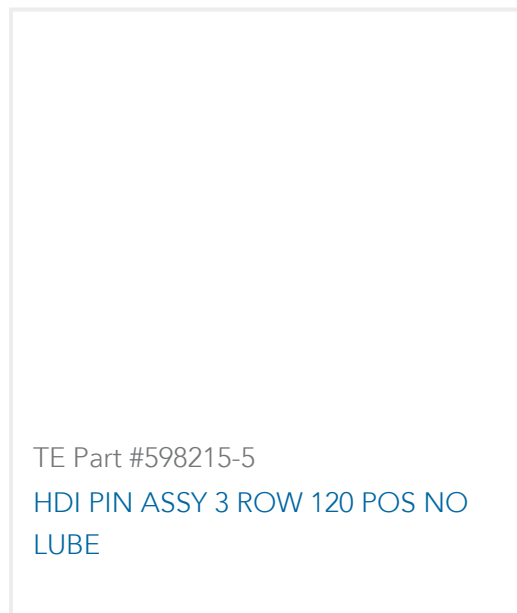
TE Part #598215-8  
HDI PIN ASSY 3 ROW 165 POS NO LUBE




TE Part #532446-4  
HDI PIN ASSY 2 ROW 50 POS



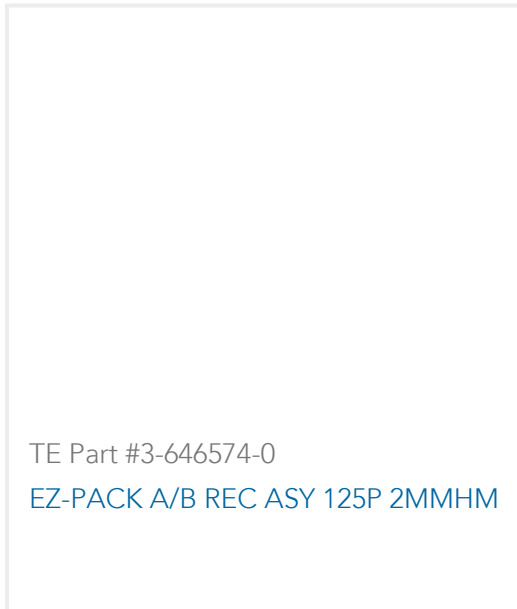
TE Part #1-834333-7  
RECEPTACLE



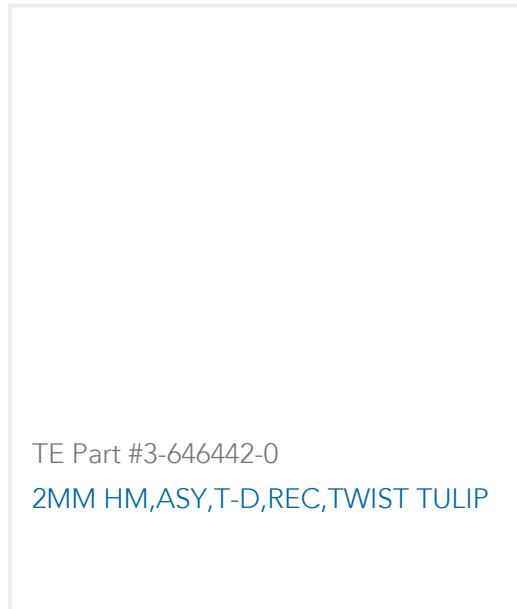
TE Part #598215-5  
HDI PIN ASSY 3 ROW 120 POS NO  
LUBE



TE Part #1-535542-2  
24 MODIV VRT DR CE 100/130



TE Part #3-646574-0  
EZ-PACK A/B REC ASY 125P 2MMHM



TE Part #3-646442-0  
2MM HM,ASY,T-D,REC,TWIST TULIP

## Documents

### Product Drawings

[SOCKET,MIN-SPR W/H SN-AU SER-5](#)

English

### CAD Files

Customer View Model

[ENG\\_CVM\\_1-5050871-0\\_A.3d\\_igs.zip](#)

English

Customer View Model

[ENG\\_CVM\\_1-5050871-0\\_A.3d\\_stp.zip](#)

English

Customer View Model

[ENG\\_CVM\\_1-5050871-0\\_A.2d\\_dxf.zip](#)

English

### 3D PDF

English

By downloading the CAD file I accept and agree to the [Terms and Conditions](#) of use.