

1-292232-5 ✓ ACTIVE

## AMP Mini CT

TE Internal #: 1-292232-5

PCB Mount Header, Vertical, Wire-to-Board, 15 Position, 1.5 mm [.059 in] Centerline, Fully Shrouded, Tin, Surface Mount, Signal, Beige, AMP Mini CT

[View on TE.com >](#)



Connectors > PCB Connectors > PCB Headers & Receptacles



PCB Connector Assembly Type: **PCB Mount Header**

PCB Mount Orientation: **Vertical**

Connector System: **Wire-to-Board**

Number of Positions: **15**

Number of Rows: **1**

### Features

#### Electrical Characteristics

Operating Voltage	50 VDC
-------------------	--------

#### Dimensions

Connector Width	4.7 mm[.185 in]
PCB Thickness (Recommended)	.8 mm[.031 in]
Connector Height	6.9 mm[.272 in]
Connector Length	25 mm[.983 in]

#### Packaging Features

Packaging Quantity	500
Packaging Method	Box, Tape

#### Industry Standards

Compatible With Agency/Standards Products	UL, CSA
Compatible With Approved Standards Products	UL E28476, CSA LR7189
UL Flammability Rating	UL 94V-0

#### Operation/Application

Assembly Process Feature	Pick and Place Cover
Circuit Application	Signal

#### Mechanical Attachment

Mating Retention	With
------------------	------



Mating Alignment Type	Polarization
PCB Mount Retention Type	Boardlock
PCB Mount Alignment Type	Locating Posts
PCB Mount Retention	With
PCB Mount Alignment	With
Connector Mounting Type	Board Mount
Mating Alignment	With

### Termination Features

Square Termination Post & Tail Dimension	.5 mm[.02 in]
Termination Method to PCB	Surface Mount

### Contact Features

Contact Mating Area Plating Material Thickness	1 $\mu$ m[39.37 $\mu$ in]
Mating Square Post Dimension	.5 mm[.02 in]
PCB Contact Termination Area Plating Material Thickness	1 $\mu$ m[39.37 $\mu$ in]
Contact Shape & Form	Square
Contact Layout	Staggered
Contact Mating Area Length	2.4 mm[.095 in]
Contact Base Material	Brass
PCB Contact Termination Area Plating Material	Tin
Contact Mating Area Plating Material Finish	Matte
Contact Mating Area Plating Material	Tin
Contact Type	Pin
Contact Current Rating (Max)	2 A

### Housing Features

Housing Material	Nylon
Centerline (Pitch)	1.5 mm[.059 in]

### Product Type Features

PCB Connector Assembly Type	PCB Mount Header
Connector System	Wire-to-Board
Header Type	Fully Shrouded
Sealable	No
Connector & Contact Terminates To	Printed Circuit Board



### Configuration Features

PCB Mount Orientation	Vertical
Number of Positions	15
Number of Rows	1

### Body Features

Primary Product Color	Beige
-----------------------	-------

### Usage Conditions

Operating Temperature Range	-30 – 105 °C[-22 – 221 °F]
-----------------------------	----------------------------

### Other

EU RoHS Compliance	Compliant
EU ELV Compliance	Compliant

### Product Compliance

[For compliance documentation, visit the product page on TE.com>](#)

EU RoHS Directive 2011/65/EU	Compliant
EU ELV Directive 2000/53/EC	Compliant
China RoHS 2 Directive MIIT Order No 32, 2016	No Restricted Materials Above Threshold
EU REACH Regulation (EC) No. 1907/2006	Current ECHA Candidate List: JUNE 2024 (241) Candidate List Declared Against: JUNE 2024 (241) Does not contain REACH SVHC
Halogen Content	Not Low Halogen - contains Br or Cl > 900 ppm.
Solder Process Capability	Reflow solder capable to 245°C

#### Product Compliance Disclaimer

This information is provided based on reasonable inquiry of our suppliers and represents our current actual knowledge based on the information they provided. This information is subject to change. The part numbers that TE has identified as EU RoHS compliant have a maximum concentration of 0.1% by weight in homogenous materials for lead, hexavalent chromium, mercury, PBB, PBDE, DBP, BBP, DEHP, DIBP, and 0.01% for cadmium, or qualify for an exemption to these limits as defined in the Annexes of Directive 2011/65/EU (RoHS2). Finished electrical and electronic equipment products will be CE marked as required by Directive 2011/65/EU. Components may not be CE marked. Additionally, the part numbers that TE has identified as EU ELV compliant have a maximum concentration of 0.1% by weight in homogenous materials for lead, hexavalent chromium, and mercury, and 0.01% for cadmium, or qualify for an exemption to these limits as defined in the Annexes of Directive 2000/53/EC (ELV). Regarding the REACH Regulation, the information TE provides on SVHC in articles for this part number is based on the latest European Chemicals Agency (ECHA) 'Guidance on requirements for substances in articles' posted at this URL: <https://echa.europa.eu/guidance-documents/guidance-on-reach>



### Compatible Parts



TE Part # 1-353293-5  
1.5 MINI-CT RECEPTACLE




TE Part # 1-353908-5  
CT REC HSG 15P CRIMP TYPE WHIT




TE Part # CAT-AM7053-C7671  
Mini Common Termination Contacts

### Also in the Series | AMP Mini CT




Connector Contacts(4)



Connector Hardware(10)



PCB Headers & Receptacles(332)



Wire-to-Board Connector Assemblies & Housings(172)



Wire-to-Board Headers & Receptacles (332)

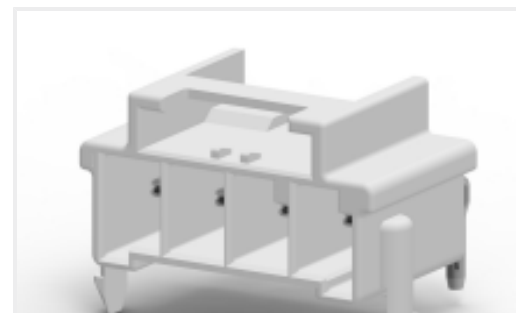
### Customers Also Bought



TE Part #1-1630019-4  
HSC200 2K4 5%



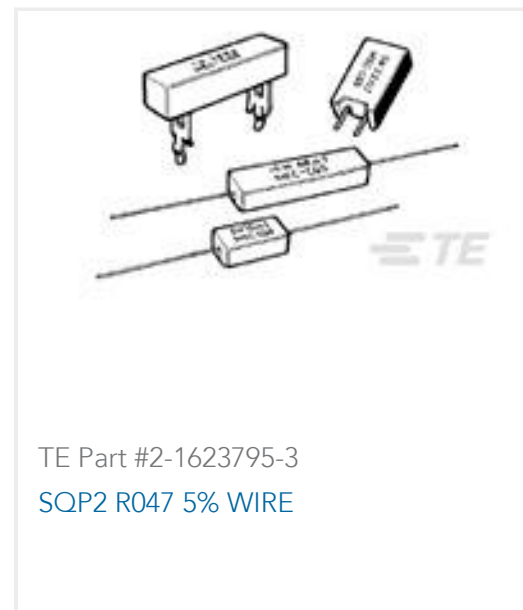
TE Part #YD369-B99-NP400000  
369 9 WAY PANEL MNT REC, 90 PCB GOLD,PIN



TE Part #1-1969694-4  
PTL 1X4 PCB HEADER R/A HITEMP KEY A LGR



TE Part #9-2176397-4  
3502 7K5 1%



## Documents

### Product Drawings

1.5 MINI CT SGL V SMT W/BOS,PO

English

### CAD Files

3D PDF

English

Customer View Model

[ENG\\_CVM\\_1-292232-5\\_A.3d\\_igs.zip](#)

English

Customer View Model

[ENG\\_CVM\\_1-292232-5\\_A.3d\\_stp.zip](#)

English

Customer View Model

[ENG\\_CVM\\_1-292232-5\\_A.2d\\_dxf.zip](#)

English

By downloading the CAD file I accept and agree to the [Terms and Conditions](#) of use.

### Product Specifications

Application Specification

English

### Agency Approvals

UL

English