

1-2303813-2 ✓ ACTIVE

DEUTSCH | DEUTSCH DT


TE Internal #: 1-2303813-2

3 Position Housing, Housing for Male Terminals, Wire-to-Wire, 8.66 mm [.34 in] Centerline, Sealable, Gray, Wire & Cable, Power, DEUTSCH DT

[View on TE.com >](#)



Connectors > Automotive Connectors > Automotive Housings > DEUTSCH DT Connectors with snap cap



Number of Positions: 3

Connector & Housing Type: **Housing for Male Terminals**

Mating Pin Diameter: 1.55 mm [.061 in]

Connector System: **Wire-to-Wire**

Centerline (Pitch): 8.66 mm [.34 in]

[All DEUTSCH DT Connectors with snap cap \(24\)](#)

Features

Industry Standards

IP Rating	IP6K9K, IP68
Compatible With Agency/Standards Products	SAE J2030
UL Flammability Rating	12mm Flame Test per Standard UL-94

Dimensions

Compatible Insulation Diameter Range	2.23 – 3.68 mm [.088 – .145 in]
Product Width	21.13 mm [.832 in]
Product Length	45.93 mm [1.808 in]
Connector Height	24.71 mm [.973 in]

Packaging Features

Packaging Quantity	800
Packaging Method	Box

Mechanical Attachment



Strain Relief	Add By Accessory
Terminal Position Assurance	No
Mating Alignment Type	Polarized
Mating Alignment	With
Connector Mounting Type	Cable Mount (Free-Hanging)

Other

Serviceable	Yes
Connector Position Assurance Capable	No
EU RoHS Compliance	Compliant
EU ELV Compliance	Compliant

Electrical Characteristics

Operating Voltage	250 VDC
Nominal Voltage Architecture	250 V

Body Features

Cable Exit Angle	180°
Primary Product Color	Gray

Housing Features

Housing Material	PA GF
Centerline (Pitch)	8.66 mm [.34 in]

Contact Features

Contact Size	Size 16
Contact Type	Pin
Mating Pin Diameter	1.55 mm [.061 in]
Contact Current Rating (Max)	13 A

Product Type Features

Mixed & Hybrid Connector	No
Connector Shape	Triangular
Connector & Housing Type	Housing for Male Terminals
Connector System	Wire-to-Wire
Sealable	Yes
Primary Locking Feature	Integrated in Housing
Connector & Contact Terminates To	Wire & Cable



Configuration Features

Blank Cavity Position	0
Number of Positions	3
Number of Rows	2

Usage Conditions

Operating Temperature (Max)	125 °C[257 °F]
Operating Temperature Range	-55 – 125 °C[-67 – 257 °F]

Operation/Application

Circuit Application	Power
---------------------	-------

Product Compliance

[For compliance documentation, visit the product page on TE.com>](#)

EU RoHS Directive 2011/65/EU	Compliant
EU ELV Directive 2000/53/EC	Compliant
China RoHS 2 Directive MIIT Order No 32, 2016	No Restricted Materials Above Threshold
EU REACH Regulation (EC) No. 1907/2006	Current ECHA Candidate List: JUNE 2024 (241) Candidate List Declared Against: JUNE 2024 (241) SVHC > Threshold: Octamethylcyclotetrasiloxane (D4) (.5% in Component Part) Dodecamethylcyclohexasiloxane (D6) (.5% in Component Part) Decamethylcyclopentasiloxane (D5) (.5% in Component Part) Article Safe Usage Statements: Wash thoroughly after handling. Recycle if possible and dispose of the article by following all applicable governmental regulations relevant to your geographic location.
Halogen Content	Not Low Halogen - contains Br or Cl > 900 ppm.
Solder Process Capability	Not reviewed for solder process capability

Product Compliance Disclaimer

This information is provided based on reasonable inquiry of our suppliers and represents our current actual knowledge based on the information they provided. This information is subject to change. The part numbers that TE has identified as EU RoHS compliant have a maximum concentration of 0.1% by weight in homogenous materials for lead, hexavalent chromium, mercury, PBB, PBDE, DBP, BBP, DEHP, DIBP, and 0.01% for cadmium, or qualify for an exemption to these limits as defined in the Annexes of Directive 2011/65/EU (RoHS2). Finished electrical and electronic equipment products will be CE marked as required by Directive 2011/65/EU. Components may not be CE marked. Additionally, the part numbers that TE has identified as EU ELV compliant have a maximum concentration of 0.1% by weight in homogenous materials for lead, hexavalent chromium, and mercury, and 0.01% for cadmium, or qualify for an exemption to these limits as defined in the Annexes of Directive 2000/53/EC (ELV). Regarding the REACH Regulation, the information TE provides on SVHC in articles for this part number is based on the latest European Chemicals Agency (ECHA) 'Guidance on

requirements for substances in articles' posted at this URL: <https://echa.europa.eu/guidance-documents/guidance-on-reach>

Compatible Parts



TE Part # CAT-J67-DSCC16
DEUTSCH Size 16 Crimp Contacts



TE Part # CAT-J41-DDCC
DEUTSCH DT Color Connectors




TE Part # 1-2303816-2
DT06-3S-TN31, PLG, 3P, GRY, N, SNAPCAP



TE Part # CAT-J41-DDPC
DEUTSCH DT Plug Connectors



TE Part # CAT-D487-W416
Wedgelocks: DEUTSCH DT



TE Part # CAT-D48-ST273
DEUTSCH Solid Contacts



TE Part # 2-2303816-3
DT06-3S-TN82, PLG, 3P, BLK, N, SNAPXCAP



TE Part # 1-2303816-3
DT06-3S-TN32, PLG, 3P, BLK, N, SNAPXCAP



TE Part # CAT-D487-M8649
DEUTSCH DT Mounting Clips



TE Part # CAT-D48-SFT273
DEUTSCH Stamped and Formed Contacts



TE Part # DT3P-DC
PROTECT CVR, 3P, REC, GRY, DT



TE Part # 2300908-1
0460-003-16329, PIN, SOLID, 20-24AWG, AU



TE Part # 1924487-2
MOUNTING CLIP, AMPSEAL 16



TE Part # 2-2303816-2
DT06-3S-TN81, PLG, 3P, GRY, N, SNAPXCAP



TE Part # CAT-D48-SP729
DEUTSCH Sealing Plugs




TE Part # DT-RT1
EXT TOOL, FRONT RELEASE

Also in the Series | **DEUTSCH DT**



Automotive Connector Caps & Covers (19)



Automotive Housings(738)



Connector Caps & Covers(1)



Connector Strain Relief(31)



Rectangular Backshells & Clamps(3)

Customers Also Bought



TE Part #1-2303816-4
DT06-3S-TE32, PLG, 3P, BLK, E, SNAPCAP



TE Part #CAT-D487-W416
Wedgelocks: DEUTSCH DT



TE Part #0460-215-16141
PIN, SOLID, SIZE 16, 14AWG, NI



TE Part #1-794610-1
MICRO MNL RPT CNT,LS PC 15AU L



TE Part #2-794617-4
24POS,MICRO MNL,RCPT HSG



TE Part #CAT-J67-DSCC16
DEUTSCH Size 16 Crimp Contacts



TE Part #1-794612-1
PIN CONT 20-24 15 GOLD L/P

Documents

Product Drawings

[DT04-3P-TN31, REC, 3P, GRY, N, SNAPCAP](#)

English

CAD Files

[3D PDF](#)

[3D](#)

[Customer View Model](#)

[ENG_CVM_CVM_1-2303813-2_A.2d_dxf.zip](#)



English

Customer View Model

[ENG_CVM_CVM_1-2303813-2_A.3d_igs.zip](#)

English

Customer View Model

[ENG_CVM_CVM_1-2303813-2_A.3d_stp.zip](#)

English

By downloading the CAD file I accept and agree to the [Terms and Conditions](#) of use.

Product Specifications

[Application Specification](#)

English

Agency Approvals

[UL Report](#)

English