



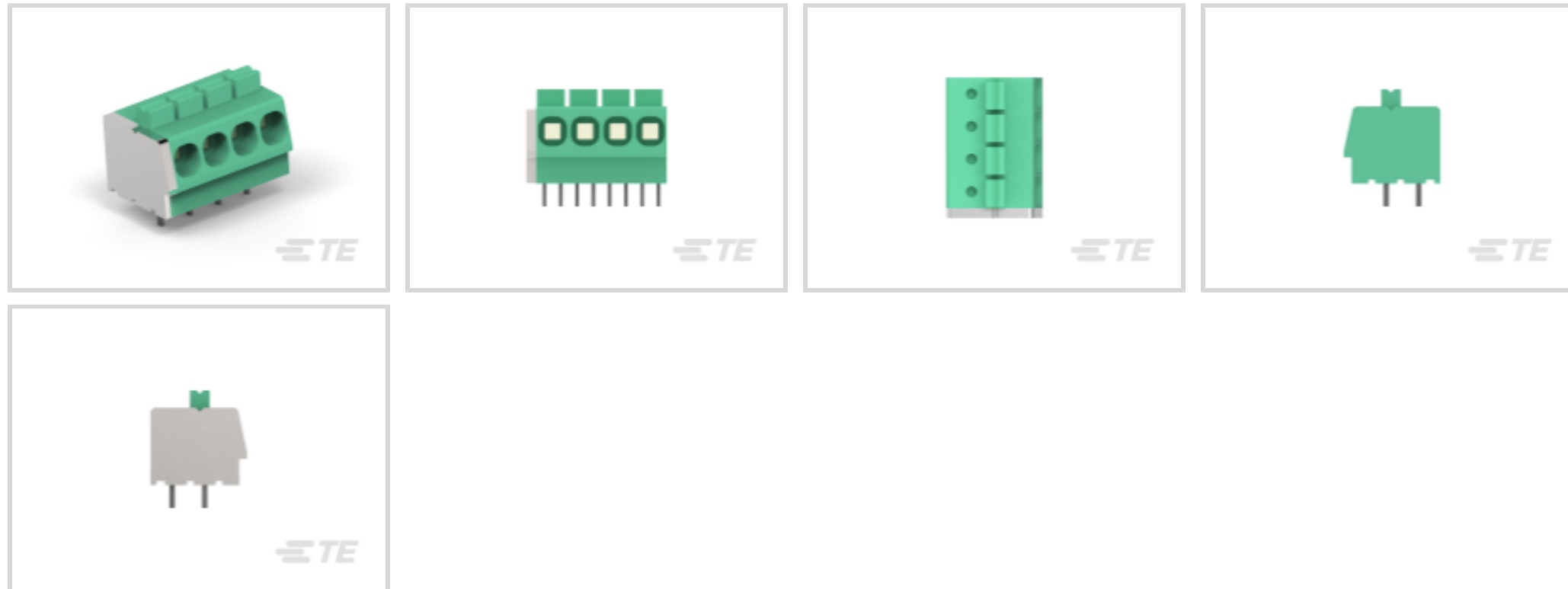
**Buchanan**

TE Internal #: 1-1986711-0

10 Position PCB Terminal Block, Header, Wire-to-Board, 5 mm [.197 in] Centerline, 2 Row, 90° Wire Entry Angle, 30 – 12 AWG, .05 – 3 mm<sup>2</sup> Wire, 300 VAC

[View on TE.com >](#)

Connectors > Terminal Blocks & Strips > PCB Terminal Blocks



Number of Positions: **10**

Terminal Block Connector Type: **Header**

Connector System: **Wire-to-Board**

Centerline (Pitch): **5 mm [.197 in]**

Number of Rows: **2**

**Features**

**Termination Features**

Termination Method to PCB	Through Hole - Solder
Termination Method to Wire & Cable	Push-in
Termination Post & Tail Length	3.5 mm [.138 in]

**Body Features**

Primary Product Color	Green
Product Orientation	Vertical
Lever Color	White

**Packaging Features**

Packaging Quantity	100
--------------------	-----

**Contact Features**

Contact Mating Area Plating Material	Tin
Contact Mating Area Length	3.5 mm [.138 in]
Contact Base Material	Copper Alloy
Contact Current Rating (Max)	16 A



### Housing Features

Housing Material	Polyamide
Centerline (Pitch)	5 mm [.197 in]

### Product Type Features

Wire Protection	With
Terminal Block Connector Type	Header
Connector System	Wire-to-Board
Connector & Contact Terminates To	Printed Circuit Board

### Configuration Features

Wire Entry Location	Side
Stacking Configuration	Side Stackable
Number of Positions	10
Number of Rows	2
Wire Entry Angle	90°

### Electrical Characteristics

Operating Voltage	300 VAC
-------------------	---------

### Mechanical Attachment

Connector Mounting Type	Board Mount
-------------------------	-------------

### Dimensions

Wire Size	30 – 12 AWG
-----------	-------------

### Usage Conditions

Operating Temperature Range	-40 – 110 °C [-40 – 230 °F]
-----------------------------	-----------------------------

### Operation/Application

Circuit Application	Power & Signal
---------------------	----------------

### Other

EU RoHS Compliance	Compliant
EU ELV Compliance	Compliant

### Product Compliance

For compliance documentation, visit the product page on TE.com>

EU RoHS Directive 2011/65/EU	Compliant
------------------------------	-----------



EU ELV Directive 2000/53/EC

Compliant

China RoHS 2 Directive MIIT Order No 32, 2016

No Restricted Materials Above Threshold

EU REACH Regulation (EC) No. 1907/2006

Current ECHA Candidate List: JUNE 2024 (241)

Candidate List Declared Against: JUNE 2024 (241)

Does not contain REACH SVHC

Halogen Content

Low Halogen - Br, Cl, F, I < 900 ppm per homogenous material. Also BFR/CFR/PVC Free

Solder Process Capability

Wave solder capable to 265°C

Product Compliance Disclaimer

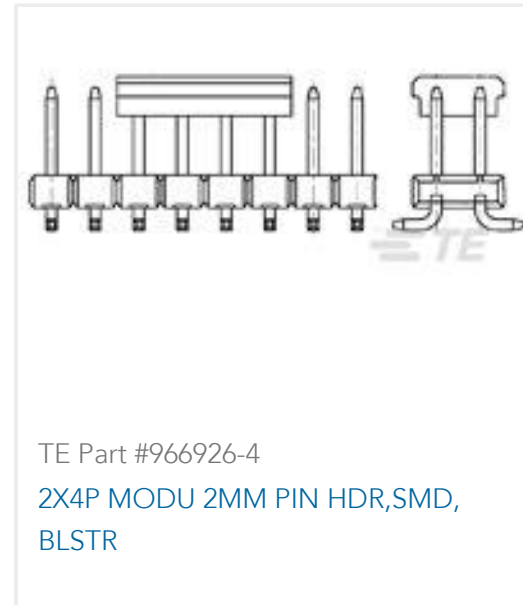

This information is provided based on reasonable inquiry of our suppliers and represents our current actual knowledge based on the information they provided. This information is subject to change. The part numbers that TE has identified as EU RoHS compliant have a maximum concentration of 0.1% by weight in homogenous materials for lead, hexavalent chromium, mercury, PBB, PBDE, DBP, BBP, DEHP, DIBP, and 0.01% for cadmium, or qualify for an exemption to these limits as defined in the Annexes of Directive 2011/65/EU (RoHS2). Finished electrical and electronic equipment products will be CE marked as required by Directive 2011/65/EU. Components may not be CE marked. Additionally, the part numbers that TE has identified as EU ELV compliant have a maximum concentration of 0.1% by weight in homogenous materials for lead, hexavalent chromium, and mercury, and 0.01% for cadmium, or qualify for an exemption to these limits as defined in the Annexes of Directive 2000/53/EC (ELV). Regarding the REACH Regulation, the information TE provides on SVHC in articles for this part number is based on the latest European Chemicals Agency (ECHA) 'Guidance on requirements for substances in articles' posted at this URL: <https://echa.europa.eu/guidance-documents/guidance-on-reach>

## Compatible Parts



## Customers Also Bought





## Documents

### Product Drawings

SCREWLESS, SW,10P,5.0 PCB

English

### CAD Files

3D PDF

3D

Customer View Model

[ENG\\_CVM\\_CVM\\_1-1986711-0\\_C.2d\\_dxf.zip](#)

English

Customer View Model

[ENG\\_CVM\\_CVM\\_1-1986711-0\\_C.3d\\_igs.zip](#)

English

Customer View Model

[ENG\\_CVM\\_CVM\\_1-1986711-0\\_C.3d\\_stp.zip](#)

English

By downloading the CAD file I accept and agree to the [Terms and Conditions](#) of use.

### Agency Approvals

VDE Certificate

English