

1-1969591-0 ✓ ACTIVE

### Economy Power 2.5


TE Internal #: 1-1969591-0

Housing, Receptacle, Wire-to-Panel / Wire-to-Wire, 10 Position, 2.5 mm [.098 in] Centerline, Crimp, 1 Row, Natural, Wire & Cable, Economy Power 2.5

[View on TE.com >](#)



Connectors > PCB Connectors > Wire-to-Board Connectors > Wire-to-Board Connector Assemblies & Housings



Connector Product Type: **Housing**

Connector & Housing Type: **Receptacle**

Connector System: **Wire-to-Panel, Wire-to-Wire**

Number of Positions: **10**

Centerline (Pitch): **2.5 mm [.098 in]**

## Features

### Electrical Characteristics

Operating Voltage	250 VAC
-------------------	---------

### Industry Standards

UL Flammability Rating	UL 94V-0
Glow Wire Rating	Glow Wire

### Packaging Features

Packaging Method	Bag
Packaging Quantity	10000

### Dimensions

Connector Width	18.17 mm[.715 in]
Compatible Insulation Diameter Range	1.3 – 1.7 mm[.051 – .067 in]
Connector Height	6.6 mm[.26 in]
Wire Size	26 – 22 AWG
Connector Length	27.5 mm[1.082 in]



### Contact Features

Contact Type	Pin
Contact Current Rating (Max)	7.5 A

### Mechanical Attachment

Strain Relief	Without
Panel Mount Feature	With
Mating Retention Type	Latch
PCB Mount Retention	Without
Mating Retention	With
Connector Mounting Type	Panel Mount

### Housing Features

Housing Material	Nylon - GF
Housing Entry Configuration	Both Ends Closed
Centerline (Pitch)	2.5 mm [.098 in]

### Product Type Features

Connector Product Type	Housing
Connector & Housing Type	Receptacle
Connector System	Wire-to-Panel, Wire-to-Wire
Sealable	No
Connector & Contact Terminates To	Wire & Cable

### Configuration Features

Number of Positions	10
Number of Rows	1

### Body Features

Primary Product Color	Natural
-----------------------	---------

### Termination Features

Termination Method to Wire & Cable	Crimp
------------------------------------	-------

### Usage Conditions

Operating Temperature Range	-25 – 105 °C [-13 – 221 °F]
-----------------------------	-----------------------------

### Operation/Application

Circuit Application	Power & Signal
---------------------	----------------



Other

EU RoHS Compliance	Compliant
EU ELV Compliance	Compliant

Product Compliance





[For compliance documentation, visit the product page on TE.com>](#)

EU RoHS Directive 2011/65/EU	Compliant
EU ELV Directive 2000/53/EC	Compliant
China RoHS 2 Directive MIIT Order No 32, 2016	No Restricted Materials Above Threshold
EU REACH Regulation (EC) No. 1907/2006	Current ECHA Candidate List: JUNE 2024 (241) Candidate List Declared Against: JUNE 2024 (241) Does not contain REACH SVHC
Halogen Content	Not Low Halogen - contains Br or Cl > 900 ppm.
Solder Process Capability	Not reviewed for solder process capability

Product Compliance Disclaimer

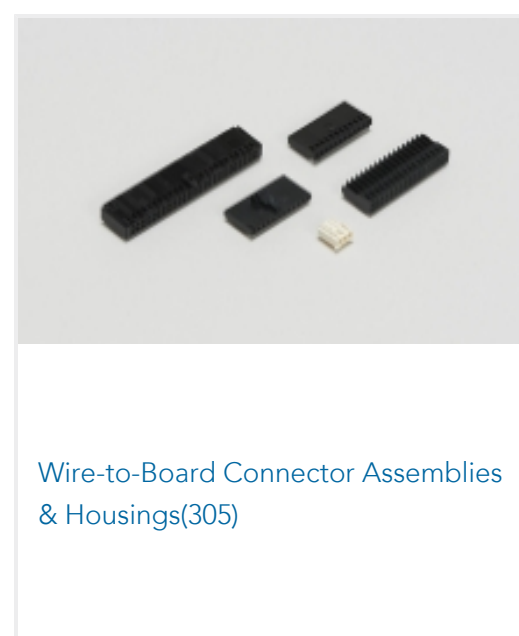


This information is provided based on reasonable inquiry of our suppliers and represents our current actual knowledge based on the information they provided. This information is subject to change. The part numbers that TE has identified as EU RoHS compliant have a maximum concentration of 0.1% by weight in homogenous materials for lead, hexavalent chromium, mercury, PBB, PBDE, DBP, BBP, DEHP, DIBP, and 0.01% for cadmium, or qualify for an exemption to these limits as defined in the Annexes of Directive 2011/65/EU (RoHS2). Finished electrical and electronic equipment products will be CE marked as required by Directive 2011/65/EU. Components may not be CE marked. Additionally, the part numbers that TE has identified as EU ELV compliant have a maximum concentration of 0.1% by weight in homogenous materials for lead, hexavalent chromium, and mercury, and 0.01% for cadmium, or qualify for an exemption to these limits as defined in the Annexes of Directive 2000/53/EC (ELV). Regarding the REACH Regulation, the information TE provides on SVHC in articles for this part number is based on the latest European Chemicals Agency (ECHA) 'Guidance on requirements for substances in articles' posted at this URL: <https://echa.europa.eu/guidance-documents/guidance-on-reach>

Compatible Parts



 <p>TE Part # 1-1969591-4 HSG,REC,PANEL MOUNT,GWT, SINGLE ROW,EP2.5</p>	 <p>TE Part # 1-1969591-2 HSG,REC,PANEL MOUNT,GWT, SINGLE ROW,EP2.5</p>	 <p>TE Part # 1969591-6 HSG,REC,PANEL MOUNT,GWT, SINGLE ROW,EP2.5</p>	 <p>TE Part # 1-1969541-0 RETAINER, TPA, DUAL ROW, EP2.5</p>
--	---	--	---



Also in the Series | Economy Power 2.5



Customers Also Bought



## Documents

### Product Drawings

[HSG,REC,PANEL MOUNT,GWT,SINGLE ROW,EP2.5](#)

English

### CAD Files

[3D PDF](#)

3D

Customer View Model

[ENG\\_CVM\\_CVM\\_1-1969591-0\\_B.2d\\_dxf.zip](#)

English

Customer View Model

[ENG\\_CVM\\_CVM\\_1-1969591-0\\_B.3d\\_igs.zip](#)

English

Customer View Model

[ENG\\_CVM\\_CVM\\_1-1969591-0\\_B.3d\\_stp.zip](#)

English

By downloading the CAD file I accept and agree to the [Terms and Conditions](#) of use.

### Product Specifications



### Application Specification

English

---

### Instruction Sheets

#### Instruction Sheet (U.S.)

English

---

### Agency Approvals

#### VDE Certificate

English