



Neohm | Neohm EP

TE Internal #: 1-1879927-8

3.3K ohm, Through-Hole Power Resistor, Ceramic Composition / Wire Wound, 7 W, 5 %, ±300 ppm/°C, Axial-Leaded, Copper Termination, Neohm EP

[View on TE.com >](#)

Passive Components > Resistors > Through-Hole Resistors



Resistance Value: **3.3K Ω**

Resistor Type: **Power Resistor**

Element Type: **Wire Wound, Ceramic Composition**

Power Rating: **7 W**

Resistance Class: **1kΩ – 1MΩ**

### Features

#### Usage Conditions

Operating Temperature Range	-55 – 155 °C
Temperature Coefficient	±300 ppm/°C

#### Electrical Characteristics

Operating Voltage	500 V
Resistance Value	3.3K Ω
Power Rating	7 W
Resistance Class	1kΩ – 1MΩ
Passive Component Tolerance	5 %

#### Product Type Features

Resistor Type	Power Resistor
Element Type	Wire Wound, Ceramic Composition

#### Configuration Features

Number of Resistors	1
---------------------	---

#### Body Features

Lead Type	Axial-Leaded
-----------	--------------

#### Termination Features

Termination Area Base Material	Copper
Number of Terminations	2

### Dimensions

Passive Component Dimensions	30 x 8.5 mm
------------------------------	-------------

### Packaging Features

Packaging Method	Loose Piece - Box
------------------	-------------------

### Other

EU RoHS Compliance	Compliant
EU ELV Compliance	Compliant

### Product Compliance


[For compliance documentation, visit the product page on TE.com>](#)

EU RoHS Directive 2011/65/EU	Compliant
EU ELV Directive 2000/53/EC	Compliant
China RoHS 2 Directive MIIT Order No 32, 2016	No Restricted Materials Above Threshold
EU REACH Regulation (EC) No. 1907/2006	Current ECHA Candidate List: JUNE 2024 (241) Candidate List Declared Against: JUL 2021 (219) Does not contain REACH SVHC
Halogen Content	Low Halogen - Br, Cl, F, I < 900 ppm per homogenous material. Also BFR/CFR/PVC Free
Solder Process Capability	Wave solder capable to 265°C


#### Product Compliance Disclaimer

This information is provided based on reasonable inquiry of our suppliers and represents our current actual knowledge based on the information they provided. This information is subject to change. The part numbers that TE has identified as EU RoHS compliant have a maximum concentration of 0.1% by weight in homogenous materials for lead, hexavalent chromium, mercury, PBB, PBDE, DBP, BBP, DEHP, DIBP, and 0.01% for cadmium, or qualify for an exemption to these limits as defined in the Annexes of Directive 2011/65/EU (RoHS2). Finished electrical and electronic equipment products will be CE marked as required by Directive 2011/65/EU. Components may not be CE marked. Additionally, the part numbers that TE has identified as EU ELV compliant have a maximum concentration of 0.1% by weight in homogenous materials for lead, hexavalent chromium, and mercury, and 0.01% for cadmium, or qualify for an exemption to these limits as defined in the Annexes of Directive 2000/53/EC (ELV). Regarding the REACH Regulation, the information TE provides on SVHC in articles for this part number is based on the latest European Chemicals Agency (ECHA) 'Guidance on requirements for substances in articles' posted at this URL: <https://echa.europa.eu/guidance-documents/guidance-on-reach>



### Compatible Parts




Also in the Series | **Neohm EP**



Customers Also Bought





TE Part #1825360-1  
ADE02A04=2 POS DIP SWITCH



TE Part #1622488-1  
LR1 1% 47K

## Documents

### Product Drawings

[EP 7W 3K3 5%](#)

English

### CAD Files

[3D PDF](#)

3D

Customer View Model

[ENG\\_CVM\\_CVM\\_1-1879927-8\\_BA.2d\\_dxf.zip](#)

English

Customer View Model

[ENG\\_CVM\\_CVM\\_1-1879927-8\\_BA.3d\\_igs.zip](#)

English

Customer View Model

[ENG\\_CVM\\_CVM\\_1-1879927-8\\_BA.3d\\_stp.zip](#)

English

By downloading the CAD file I accept and agree to the [Terms and Conditions](#) of use.

### Datasheets & Catalog Pages

[Wirewound Anti Surge Resistors - Type EP Series](#)

English