

1-1825002-4 ✓ ACTIVE

[Alcoswitch](#) | [Alcoswitch DIP ADF](#), [Alcoswitch DIP](#)


TE Internal #: 1-1825002-4

DIP Switch, Gold Flash Contact Plating, Black, Polyphenylene Sulfide (PPS), Sealed, 8 Switch, -30 – 85 °C, Alcoswitch DIP

[View on TE.com >](#)



Switches > DIP & SIP Switches



DIP & SIP Switch Type: **DIP**

Switch Contact Plating Material: **Gold Flash**

Case Color: **Black**

Case Material: **Polyphenylene Sulfide (PPS)**

Sealed Device: **Yes**

Features

Operation/Application

Assembly Process Feature	Auto-Insert Packaging
--------------------------	-----------------------

Industry Standards

UL Flammability Rating	UL 94V-0
------------------------	----------

Dimensions

Product Length	22.3 mm[.878 in]
----------------	------------------

Product Height	4 mm[.138 in]
----------------	---------------

Packaging Features

Packaging Method	Tube
------------------	------

Packaging Quantity	20
--------------------	----

Termination Features

Termination Post & Tail Length	4 mm[.157 in]
--------------------------------	---------------

Termination Method to PCB	Through Hole - Solder
---------------------------	-----------------------

Configuration Features

Number of Positions	8
---------------------	---



Number of Switches	8
Configuration (Pole-Throw)	Single Pole - Single Throw

Body Features

Sealing Method	Sealing Tape
Actuator Color	White
Product Orientation	Vertical
Case Color	Black
Case Material	Polyphenylene Sulfide (PPS)

Contact Features

Contact Underplating Material	Nickel
	1.2 µin
PCB Contact Termination Area Plating Material	Gold
Switch Contact Plating Material	Gold Flash
Contact Base Material	Copper Alloy

Product Type Features

DIP & SIP Switch Type	DIP
Sealed Device	Yes
Actuator Style	Flush Actuator, Slide Actuator

Usage Conditions

Operating Temperature Range	-30 – 85 °C
-----------------------------	-------------

Electrical Characteristics

Contact Current Rating	1 A
Operating Voltage	5 VDC

Housing Features

Centerline (Pitch)	2.54 mm[.1 in]
--------------------	----------------

Other

EU RoHS Compliance	Compliant
EU ELV Compliance	Compliant

Product Compliance

For compliance documentation, visit the product page on [TE.com](https://www.te.com)>

EU RoHS Directive 2011/65/EU	Compliant
------------------------------	-----------



EU ELV Directive 2000/53/EC	Compliant
China RoHS 2 Directive MIIT Order No 32, 2016	No Restricted Materials Above Threshold
EU REACH Regulation (EC) No. 1907/2006	Current ECHA Candidate List: JUNE 2024 (241) Candidate List Declared Against: JUNE 2024 (241) Does not contain REACH SVHC
Halogen Content	BFR/CFR/PVC Free, but Br/Cl >900 ppm in other sources.
Solder Process Capability	Wave solder capable to 265°C

Product Compliance Disclaimer

This information is provided based on reasonable inquiry of our suppliers and represents our current actual knowledge based on the information they provided. This information is subject to change. The part numbers that TE has identified as EU RoHS compliant have a maximum concentration of 0.1% by weight in homogenous materials for lead, hexavalent chromium, mercury, PBB, PBDE, DBP, BBP, DEHP, DIBP, and 0.01% for cadmium, or qualify for an exemption to these limits as defined in the Annexes of Directive 2011/65/EU (RoHS2). Finished electrical and electronic equipment products will be CE marked as required by Directive 2011/65/EU. Components may not be CE marked. Additionally, the part numbers that TE has identified as EU ELV compliant have a maximum concentration of 0.1% by weight in homogenous materials for lead, hexavalent chromium, and mercury, and 0.01% for cadmium, or qualify for an exemption to these limits as defined in the Annexes of Directive 2000/53/EC (ELV). Regarding the REACH Regulation, the information TE provides on SVHC in articles for this part number is based on the latest European Chemicals Agency (ECHA) 'Guidance on requirements for substances in articles' posted at this URL: <https://echa.europa.eu/guidance-documents/guidance-on-reach>


Compatible Parts



TE Part # 5-1825059-4
ADF10STTR04=DIP S,FLUSH,SMT-GW



TE Part # 4-1825059-2
ADF08STTR04=DIP S,FLUSH,SMT-GW



TE Part # 6-1825059-3
ADF06STR04




TE Part # 1-1825059-8
ADF04STTR04=DIP S,FLUSH,SMT-GW




TE Part # 1-1825059-3
ADF04S04=DIP SWT,FLUSH,SMT-GW

Also in the Series | [Alcoswitch DIP ADF](#)



DIP & SIP Switches(160)

Also in the Series | Alcoswitch DIP



DIP & SIP Switches(160)




Rotary Switches(16)

Customers Also Bought



TE Part #6-147747-6
32 MODIV VRT DR SFMNT 30AU



TE Part #294762-E
STVC/2 48 F ABC VVV 7-00 EE 2,9 * 247 E0




TE Part #171825-3
POST HEADER ASSY EI SRS 3POS




TE Part #7-338069-8
MICRO-MATCH SMD FTE



TE Part #8-1676913-1
YR1 0.1% 301R



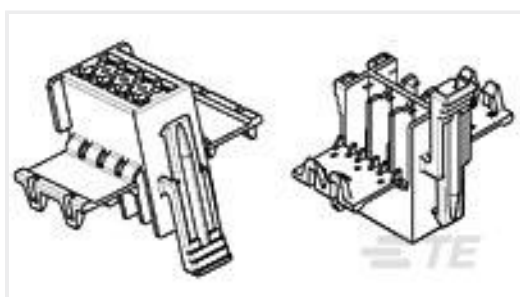
TE Part #374000-E
STVR 96 MI ABC VVV 4-00 GA06 4,0 * 247 E



TE Part #640254-1
KEYING PLUG .045 SQ PST CONN



TE Part #8-1393243-2
RT425012



TE Part #929504-1
2X 2P JUN POW TIMGH



TE Part #926474-1
FF 250 REC HSG 2P NYLON NAT



Documents

Product Drawings

[ADF08T04=DIP SWT,FLUSH,THRU/HL](#)

English

CAD Files

Customer View Model

[ENG_CVM_CVM_1-1825002-4_B.3d_igs.zip](#)

English

Customer View Model

[ENG_CVM_CVM_1-1825002-4_B.3d_stp.zip](#)

English

Customer View Model

[ENG_CVM_CVM_1-1825002-4_B.2d_dxf.zip](#)

English

[3D PDF](#)

3D

By downloading the CAD file I accept and agree to the [Terms and Conditions](#) of use.

Datasheets & Catalog Pages

[SWITCHES_CORE_PROGRAM_CATALOG](#)

English

[ADE_ADP_ADF_Datasheet](#)

English