

1-172160-2 ✓ ACTIVE

MATE-N-LOK | Mini-Universal MATE-N-LOK

TE Internal #: 1-172160-2

Housing, Receptacle, Wire-to-Panel / Wire-to-Wire, 6 Position, 4.2 mm [.165 in] Centerline, Mini-Universal MATE-N-LOK, Rectangular Power Connectors

[View on TE.com >](#)



Connectors > Power Connectors > Rectangular Power > Rectangular Power Connectors



Rectangular Power Connector Type: **Housing**

Connector & Housing Type: **Receptacle**

Connector System: **Wire-to-Panel, Wire-to-Wire**

Number of Positions: **6**

Centerline (Pitch): **4.2 mm [.165 in]**

Features

Identification Marking

Circuit Identification Feature	With
--------------------------------	------

Packaging Features

Packaging Quantity	500
--------------------	-----

Packaging Method	Bag
------------------	-----

Dimensions

Panel Thickness (Recommended)	.8 – 2 mm [.031 – .078 in]
-------------------------------	----------------------------

Product Width	9.8 mm
---------------	--------

Product Length	11.8 mm
----------------	---------

Row-to-Row Spacing	4.2 mm [.165 in]
--------------------	------------------

Contact Features

Multiple Contact Types	Without
------------------------	---------

Contact Retention Within Housing	Without
----------------------------------	---------

Contact Type	Pin
--------------	-----



Mechanical Attachment

Panel Mount Feature	With
Panel Mount Feature Type	Mounting Ears
Connector Mounting Type	Panel Mount

Industry Standards

Compatible With Agency/Standards Products	UL, CSA
UL Rating	Recognized
Compatible With Approved Standards Products	UL E28476
CSA Rating	LR 7189, Certified
UL Flammability Rating	UL 94V-0
Glow Wire Rating	Standard Part - Not Glow Wire

Product Type Features

Rectangular Power Connector Type	Housing
Connector & Housing Type	Receptacle
Connector System	Wire-to-Panel, Wire-to-Wire
Sealable	No
Connector & Contact Terminates To	Wire & Cable

Configuration Features

Number of Positions	6
Number of Rows	2

Electrical Characteristics

Operating Voltage	600 VDC
-------------------	---------

Termination Features

Termination Method to Wire & Cable	Crimp
------------------------------------	-------

Housing Features

Centerline (Pitch)	4.2 mm [.165 in]
Housing Color	Red
Housing Material	Nylon 66

Usage Conditions

Operating Temperature Range	-20 – 105 °C [-4 – 221 °F]
-----------------------------	----------------------------

Operation/Application

Circuit Application	Power & Signal
---------------------	----------------



Other

EU RoHS Compliance	Compliant
EU ELV Compliance	Compliant

Product Compliance

[For compliance documentation, visit the product page on TE.com>](#)

EU RoHS Directive 2011/65/EU	Compliant
EU ELV Directive 2000/53/EC	Compliant
China RoHS 2 Directive MIIT Order No 32, 2016	No Restricted Materials Above Threshold
EU REACH Regulation (EC) No. 1907/2006	Current ECHA Candidate List: JUNE 2024 (241) Candidate List Declared Against: JUNE 2024 (241) Does not contain REACH SVHC
Halogen Content	Low Halogen - Br, Cl, F, I < 900 ppm per homogenous material. Also BFR/CFR/PVC Free
Solder Process Capability	Not applicable for solder process capability

Product Compliance Disclaimer





This information is provided based on reasonable inquiry of our suppliers and represents our current actual knowledge based on the information they provided. This information is subject to change. The part numbers that TE has identified as EU RoHS compliant have a maximum concentration of 0.1% by weight in homogenous materials for lead, hexavalent chromium, mercury, PBB, PBDE, DBP, BBP, DEHP, DIBP, and 0.01% for cadmium, or qualify for an exemption to these limits as defined in the Annexes of Directive 2011/65/EU (RoHS2). Finished electrical and electronic equipment products will be CE marked as required by Directive 2011/65/EU. Components may not be CE marked. Additionally, the part numbers that TE has identified as EU ELV compliant have a maximum concentration of 0.1% by weight in homogenous materials for lead, hexavalent chromium, and mercury, and 0.01% for cadmium, or qualify for an exemption to these limits as defined in the Annexes of Directive 2000/53/EC (ELV). Regarding the REACH Regulation, the information TE provides on SVHC in articles for this part number is based on the latest European Chemicals Agency (ECHA) 'Guidance on requirements for substances in articles' posted at this URL: <https://echa.europa.eu/guidance-documents/guidance-on-reach>

Compatible Parts






Also in the Series | **Mini-Universal MATE-N-LOK**






Insertion & Extraction Tools(1)



PCB Headers & Receptacles(93)



Power Contacts(89)



Wire-to-Board Headers & Receptacles (93)

Customers Also Bought



TE Part #2008571-4
4 POS MICRO MNL, TOP LATCH, BL



TE Part #1-172165-9
2CIR MINI U-M-N-L PLUG BLCK



TE Part #1-172165-2
2CIR MINI U-M-N-L PLUG RED



TE Part #1-172160-9
MINI UNIVERSAL M-N-L CAP 6P



TE Part #1-172233-9
2P MINI UNIV FREE HANG BLACK




TE Part #1-172157-2
2CIR MINI U-M-N-L CAP RED




TE Part #88859-3
010 HOUSING FFC RCPT SR 100CL



TE Part #E77815-000
B-155-1503



TE Part #1-1825043-9
UP3DTBNLA04,MICROSWITCH,SNAP



TE Part #80536-000
LS803-51 LIQUID LEVEL SENSOR

Documents

Product Drawings

MINI UNIVERSAL M-N-L CAP 6P

English

CAD Files

3D PDF

3D

Customer View Model

ENG_CVM_CVM_1-172160-2_N.2d_dxf.zip



English

Customer View Model

[ENG_CVM_CVM_1-172160-2_N.3d_igs.zip](#)

English

Customer View Model

[ENG_CVM_CVM_1-172160-2_N.3d_stp.zip](#)

English

By downloading the CAD file I accept and agree to the [Terms and Conditions](#) of use.

Product Specifications

[Engineering Report](#)

English

Instruction Sheets

[Instruction Sheet \(U.S.\)](#)

English

Agency Approvals

[UL Report](#)

English