

1-172157-6 ✓ ACTIVE

MATE-N-LOK | Mini-Universal MATE-N-LOK


TE Internal #: 1-172157-6

Housing, Receptacle, Wire-to-Panel / Wire-to-Wire, 2 Position, 4.2 mm [.165 in] Centerline, Mini-Universal MATE-N-LOK, Rectangular Power Connectors

[View on TE.com >](#)



Connectors > Power Connectors > Rectangular Power > Rectangular Power Connectors



Rectangular Power Connector Type: **Housing**

Connector & Housing Type: **Receptacle**

Connector System: **Wire-to-Panel, Wire-to-Wire**

Number of Positions: **2**

Centerline (Pitch): **4.2 mm [.165 in]**

Features

Dimensions

Panel Thickness (Recommended)	.8 – 2 mm [.031 – .078 in]
Product Width	10.8 mm
Product Length	23.7 mm
Connector Height	11.8 mm

Packaging Features

Packaging Quantity	500
Packaging Method	Bag

Contact Features

Multiple Contact Types	Without
Contact Layout	Inline
Contact Retention Within Housing	Without
Contact Type	Pin

Mechanical Attachment

Panel Mount Feature	With
---------------------	------



Panel Mount Feature Type	Mounting Ears
--------------------------	---------------

Connector Mounting Type	Panel Mount
-------------------------	-------------

Industry Standards

Compatible With Agency/Standards Products	UL, CSA
-------------------------------------------	---------

UL Rating	Recognized
-----------	------------

Compatible With Approved Standards Products	UL E28476
---------------------------------------------	-----------

CSA Rating	LR 7189, Certified
------------	--------------------

UL Flammability Rating	UL 94V-0
------------------------	----------

Glow Wire Rating	Standard Part - Not Glow Wire
------------------	-------------------------------

Product Type Features

Rectangular Power Connector Type	Housing
----------------------------------	---------

Connector & Housing Type	Receptacle
--------------------------	------------

Connector System	Wire-to-Panel, Wire-to-Wire
------------------	-----------------------------

Sealable	No
----------	----

Connector & Contact Terminates To	Wire & Cable
-----------------------------------	--------------

Configuration Features

Number of Positions	2
---------------------	---

Number of Rows	1
----------------	---

Electrical Characteristics

Operating Voltage	600 VDC
-------------------	---------

Termination Features

Termination Method to Wire & Cable	Crimp
------------------------------------	-------

Housing Features

Centerline (Pitch)	4.2 mm [.165 in]
--------------------	------------------

Housing Color	Blue
---------------	------

Housing Material	Nylon 66
------------------	----------

Usage Conditions

Operating Temperature Range	-20 – 105 °C [-4 – 221 °F]
-----------------------------	----------------------------

Operation/Application

Circuit Application	Power & Signal
---------------------	----------------

Other



EU RoHS Compliance	Compliant
EU ELV Compliance	Compliant

Product Compliance

[For compliance documentation, visit the product page on TE.com>](#)

EU RoHS Directive 2011/65/EU	Compliant
EU ELV Directive 2000/53/EC	Compliant
China RoHS 2 Directive MIIT Order No 32, 2016	No Restricted Materials Above Threshold
EU REACH Regulation (EC) No. 1907/2006	Current ECHA Candidate List: JUNE 2024 (241) Candidate List Declared Against: JUNE 2024 (241) Does not contain REACH SVHC
Halogen Content	Low Halogen - Br, Cl, F, I < 900 ppm per homogenous material. Also BFR/CFR/PVC Free
Solder Process Capability	Not applicable for solder process capability

Product Compliance Disclaimer





This information is provided based on reasonable inquiry of our suppliers and represents our current actual knowledge based on the information they provided. This information is subject to change. The part numbers that TE has identified as EU RoHS compliant have a maximum concentration of 0.1% by weight in homogenous materials for lead, hexavalent chromium, mercury, PBB, PBDE, DBP, BBP, DEHP, DIBP, and 0.01% for cadmium, or qualify for an exemption to these limits as defined in the Annexes of Directive 2011/65/EU (RoHS2). Finished electrical and electronic equipment products will be CE marked as required by Directive 2011/65/EU. Components may not be CE marked. Additionally, the part numbers that TE has identified as EU ELV compliant have a maximum concentration of 0.1% by weight in homogenous materials for lead, hexavalent chromium, and mercury, and 0.01% for cadmium, or qualify for an exemption to these limits as defined in the Annexes of Directive 2000/53/EC (ELV). Regarding the REACH Regulation, the information TE provides on SVHC in articles for this part number is based on the latest European Chemicals Agency (ECHA) 'Guidance on requirements for substances in articles' posted at this URL: <https://echa.europa.eu/guidance-documents/guidance-on-reach>

Compatible Parts

 <p>TE Part # 170366-1 MINI UNIVERSAL M-N-L SOCKET LP</p>	 <p>TE Part # 1-770904-0 MINI UMNL SOK 22-18 AWG AU</p>	 <p>TE Part # 1-770903-0 MINI UMNL PIN 22-18 AWG AU</p>	 <p>TE Part # 770988-1 MINI UMNL SOK 22-18AWG SN LP</p>
--------------------------------------------------------------------------------------------------------------------------------------------------	------------------------------------------------------------------------------------------------------------------------------------------------	--------------------------------------------------------------------------------------------------------------------------------------------------	--------------------------------------------------------------------------------------------------------------------------------------------------



Also in the Series | **Mini-Universal MATE-N-LOK**





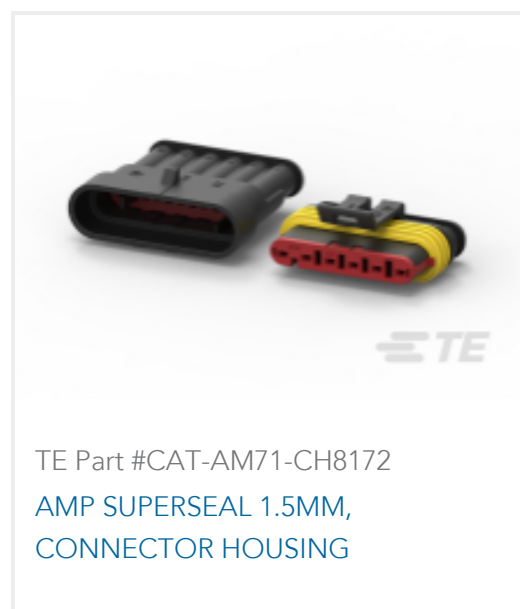
Power Contacts(89)



Rectangular Power Connectors(104)

Wire-to-Board Headers & Receptacles
(93)

Customers Also Bought

TE Part #114017-ZZ
SEALING PLUG, SIZE 12/16, WHTTE Part #DT04-2P
REC, 2P, GRY, NTE Part #DT06-2S
PLG, 2P, GRY, NTE Part #CAT-D487-W416
Wedgelocks: DEUTSCH DTTE Part #CAT-D48-ST273
DEUTSCH Solid ContactsTE Part #CAT-AM71-CH8172
AMP SUPERSEAL 1.5MM,
CONNECTOR HOUSINGTE Part #281934-2
SINGLE WIRE SEAL

Documents

Product Drawings

[2CIR MINI U-M-N-L CAP BLUE](#)

English

CAD Files

[3D PDF](#)

3D

Customer View Model

[ENG_CVM_CVM_1-172157-6_K.2d_dxf.zip](#)

English

Customer View Model

[ENG_CVM_CVM_1-172157-6_K.3d_igs.zip](#)

English

Customer View Model

[ENG_CVM_CVM_1-172157-6_K.3d_stp.zip](#)

English

By downloading the CAD file I accept and agree to the [Terms and Conditions](#) of use.



Product Specifications

Engineering Report

English

Instruction Sheets

Instruction Sheet (U.S.)

English

Agency Approvals

UL Report

English