

1-1415899-9 ✓ ACTIVE

SCHRACK | SCHRACK Power PCB Relay RZ

TE Internal #: 1-1415899-9

General Purpose Power Relay, DC, Monostable, 1 Form C SPDT-CO, 16 A Contact Rating, 5 VDC Coil Voltage, SCHRACK Power PCB Relay RZ

[View on TE.com >](#)



Relays & Contactors > Electromechanical Relays > PCB Power Relay: 12-16 Amp, Monostable



Relay & Contactor Type: **General Purpose Power Relay**

Current Type: **DC**

Coil Magnetic System: **Monostable**

Contact Arrangement: **1 Form C SPDT-CO**

Contact Current Rating: **16 A**

[All PCB Power Relay: 12-16 Amp, Monostable \(75\)](#)

Features

Contact Features

Contact Material	AgNi90/10
------------------	-----------

Dimensions

Insulation Clearance Between Contact & Coil	10 mm[.394 in]
Insulation Creepage Between Contact & Coil	10 mm[.394 in]
Product Width	12.7 mm[.5 in]
Product Length	29 mm[1.14 in]
Product Height	15.7 mm[.618 in]

Packaging Features

Packaging Method	Tube, Carton
------------------	--------------

Other

Coil Power Rating Class	.4 – .5 W
Contact Current Class	16 A
Height Class (Mechanical)	15 – 16 mm
Length Class (Mechanical)	25 – 30 mm
Width Class (Mechanical)	12 – 16 mm
EU RoHS Compliance	Compliant
EU ELV Compliance	Compliant



Usage Conditions

Environmental Category of Protection	RTII
Environmental Ambient Temperature (Max)	85 °C[185 °F]

Body Features

Product Weight	10 g[.353 oz]
Enclosure Type	Flux Resistant Automatic Soldering

Electrical Characteristics

Contact Limiting Making Current	30 A
Contact Limiting Continuous Current	16 A
Contact Limiting Breaking Current	16 A
Insulation Initial Dielectric Between Open Contacts	1000 Vrms
Contact Switching Voltage (Max)	400 VAC
Coil Resistance	60 Ω
Contact Current Rating	16 A
Coil Voltage Rating	5 VDC
Contact Voltage Rating	250 VAC
Coil Power Rating DC	.42 W
Insulation Initial Dielectric Between Contacts & Coil	5000 Vrms

Configuration Features

Contact Number of Poles	1
Coil Special Features	UL Coil Insulation Class F
Contact Arrangement	1 Form C SPDT-CO

Operation/Application

Solder Process	Wave Solder
Current Type	DC
Coil Magnetic System	Monostable

Product Type Features

Relay & Contactor Type	General Purpose Power Relay
------------------------	-----------------------------

Termination Features

Main Termination & Connection Type	Solder Pins
Coil Termination & Connection Type	Solder Pins



Mechanical Attachment

Product Mount Type	Board Mount
--------------------	-------------

Product Compliance

[For compliance documentation, visit the product page on TE.com>](#)

EU RoHS Directive 2011/65/EU	Compliant
EU ELV Directive 2000/53/EC	Compliant
China RoHS 2 Directive MIIT Order No 32, 2016	No Restricted Materials Above Threshold
EU REACH Regulation (EC) No. 1907/2006	Current ECHA Candidate List: JUNE 2024 (241) Candidate List Declared Against: JUNE 2024 (241) Does not contain REACH SVHC
Halogen Content	Not Low Halogen - contains Br or Cl > 900 ppm.
Solder Process Capability	Wave solder capable to 265°C

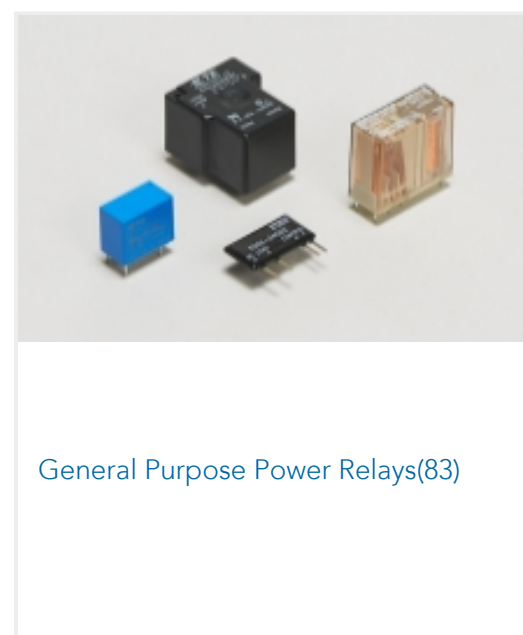
Product Compliance Disclaimer

This information is provided based on reasonable inquiry of our suppliers and represents our current actual knowledge based on the information they provided. This information is subject to change. The part numbers that TE has identified as EU RoHS compliant have a maximum concentration of 0.1% by weight in homogenous materials for lead, hexavalent chromium, mercury, PBB, PBDE, DBP, BBP, DEHP, DIBP, and 0.01% for cadmium, or qualify for an exemption to these limits as defined in the Annexes of Directive 2011/65/EU (RoHS2). Finished electrical and electronic equipment products will be CE marked as required by Directive 2011/65/EU. Components may not be CE marked. Additionally, the part numbers that TE has identified as EU ELV compliant have a maximum concentration of 0.1% by weight in homogenous materials for lead, hexavalent chromium, and mercury, and 0.01% for cadmium, or qualify for an exemption to these limits as defined in the Annexes of Directive 2000/53/EC (ELV). Regarding the REACH Regulation, the information TE provides on SVHC in articles for this part number is based on the latest European Chemicals Agency (ECHA) 'Guidance on requirements for substances in articles' posted at this URL: <https://echa.europa.eu/guidance-documents/guidance-on-reach>

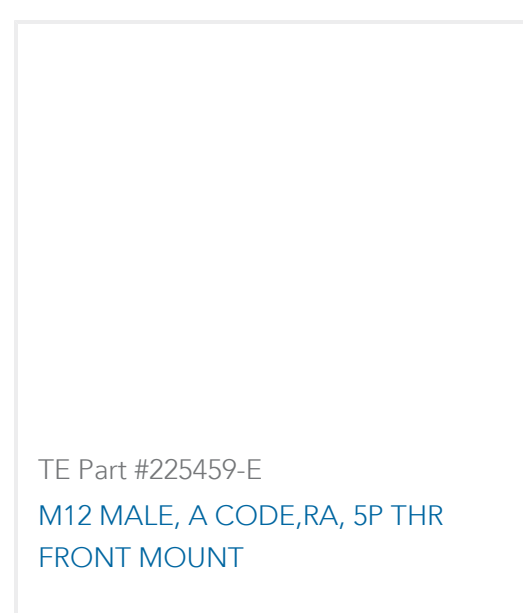

Compatible Parts



Also in the Series | **SCHRACK Power PCB Relay RZ**



Customers Also Bought



Documents

CAD Files

Customer View Model

[ENG_CVM_CVM_1-1415899-9_D.3d_igs.zip](#)

English

Customer View Model

[ENG_CVM_CVM_1-1415899-9_D.3d_stp.zip](#)

English

Customer View Model

[ENG_CVM_CVM_1-1415899-9_D.2d_dxf.zip](#)



English

[3D PDF](#)

[3D](#)

By downloading the CAD file I accept and agree to the [Terms and Conditions](#) of use.

Datasheets & Catalog Pages

[Schrack Power PCB Relay RZ Series flyer \(Chinese\)](#)

[Power PCB Relay RZ Datasheet](#)

English

Product Specifications

[Definitions General Purpose Relays](#)

English

Agency Approvals

[VDE Certificate](#)

English