

# PTCM 0,5/ 8-P-2,5 BK - PCB connector



1269215

<https://www.phoenixcontact.com/nl/products/1269215>

Please be informed that the data shown in this PDF document is generated from our online catalog. Please find the complete data in the user documentation. Our general terms of use for downloads are valid.



PCB connector, nominal cross section: 0.75 mm<sup>2</sup>, color: black, nominal current: 6 A, rated voltage (III/2): 160 V, contact connection type: Socket, number of rows: 1, number of positions: 8, product range: PTCM 0,5/..-P, pitch: 2.5 mm, connection method: Crimp connection, conductor/PCB connection direction: 0 °, plug-in system: COMBICON PTSM, locking: without, mounting method: without, type of packaging: packed in cardboard

## Your advantages

- High current carrying capacity of 6 A in very compact dimensions
- Cost-effective connection of crimped conductors in large quantities
- Tools for manual and automatic crimping available as an option

## Commercial data

Item number	1269215
Packing unit	100 pc
Minimum order quantity	100 pc
Sales key	AAACPA
Product key	AAACPA
GTIN	4063151421076
Weight per piece (including packing)	1,14 g
Weight per piece (excluding packing)	2,22 g
Customs tariff number	85389099
Country of origin	DE

# PTCM 0,5/ 8-P-2,5 BK - PCB connector



1269215

<https://www.phoenixcontact.com/nl/products/1269215>

## Technical data

### Product properties

Product family	PTCM 0,5/...-P
Product line	COMBICON Connectors XS
Number of positions	8
Pitch	2.5 mm
Number of rows	1

### Electrical properties

#### Properties

Nominal current $I_N$	6 A
Nominal voltage $U_N$	160 V
Contact resistance	3.2 m $\Omega$
Rated voltage (III/3)	160 V
Rated surge voltage (III/3)	2.5 kV
Rated voltage (III/2)	160 V
Rated surge voltage (III/2)	2.5 kV
Rated voltage (II/2)	320 V
Rated surge voltage (II/2)	2.5 kV
Note on change in voltage	With a cable cross-section of AWG 18 or 0.75 mm <sup>2</sup> , the rated insulation voltage is reduced to 63 V with a rated surge voltage of 1.5 kV and a pollution degree of 1 or 2, depending on the insulation thickness of the cable used.

### Connection data

#### Connection technology

Connector system	COMBICON PTSM
Nominal cross section	0.75 mm <sup>2</sup>
Contact connection type	Socket

#### Interlock

Locking type	without
Mounting type	without

#### Conductor connection

Connection method	Crimp connection
Conductor/PCB connection direction	0 °
Conductor cross-section flexible	0.14 mm <sup>2</sup> ... 0.75 mm <sup>2</sup> (Maximum external diameter of the insulation 1.9 mm)
Conductor cross-section AWG	26 ... 18 (Maximum external diameter of the insulation 1.9 mm)
Stripping length	4.1 mm ... 4.5 mm

### Material specifications

# PTCM 0,5/ 8-P-2,5 BK - PCB connector



1269215

<https://www.phoenixcontact.com/nl/products/1269215>

## Material data - contact

Metal surface contact area (top layer)	Tin (Sn)
--	----------

## Material data - housing

Color (Housing)	black (9005)
Insulating material	PA
Insulating material group	I
CTI according to IEC 60112	600
Flammability rating according to UL 94	V0
Glow wire flammability index GWFI according to EN 60695-2-12	850
Glow wire ignition temperature GWIT according to EN 60695-2-13	775
Temperature for the ball pressure test according to EN 60695-10-2	125 °C

## Dimensions

Pitch	2.5 mm
Width [w]	20.8 mm
Height [h]	3.9 mm
Length [l]	16.2 mm

## Notes

Note on the contact	The information on the basic material and the finish properties of the crimp contacts is to be found in the E-Shop in the technical data for the respective crimp contact.
Note on application	All laboratory tests are performed in combination with the crimp contacts specified as accessories.
Note on application	The current depends on the crimp contact and conductor cross-section used.
Note on application	The corresponding crimp contacts are to be found in the "Accessories" tab.
Note on application	The crimp contacts may only be processed with approved crimping tools.
Note on the contact	These connectors conform to DIN EN 61984, connectors without switching power (COC). When used for their intended purpose, they must not be plugged in or disconnected live or under load.
Note on change in voltage	With a cable cross-section of AWG 18 or 0.75 mm <sup>2</sup> , the rated insulation voltage is reduced to 63 V with a rated surge voltage of 1.5 kV and a pollution degree of 1 or 2, depending on the insulation thickness of the cable used.

## Mechanical tests

### Tensile strength of crimp connections

Result	Test passed
Conductor cross-section/conductor type/tractive force setpoint/actual value	0.14 mm <sup>2</sup> / flexible / > 18 N

### Insertion and withdrawal forces

# PTCM 0,5/ 8-P-2,5 BK - PCB connector



1269215

<https://www.phoenixcontact.com/nl/products/1269215>

Specification	IEC 60512-13-2:2006-02
Result	Test passed
No. of cycles	25
Insertion strength per pos. approx.	3 N
Withdraw strength per pos. approx.	2 N

## Resistance of inscriptions

Specification	IEC 60068-2-70:1995-12
Result	Test passed

## Polarization and coding

Specification	IEC 60512-13-5:2006-02
Result	Test passed

## Visual inspection

Specification	IEC 60512-1-1:2002-02
Result	Test passed

## Dimension check

Specification	IEC 60512-1-2:2002-02
Result	Test passed

## Environmental and real-life conditions

### Durability test

Specification	IEC 60512-9-1:2010-03
Impulse withstand voltage at sea level	2.95 kV
Contact resistance $R_1$	3.2 m $\Omega$
Contact resistance $R_2$	3.4 m $\Omega$
Insertion/withdrawal cycles	25
Insulation resistance, neighboring positions	> 5 M $\Omega$

### Ambient conditions

Ambient temperature (storage/transport)	-40 °C ... 70 °C
Relative humidity (storage/transport)	30 % ... 70 %
Ambient temperature (assembly)	-5 °C ... 100 °C
Ambient temperature (operation)	-40 °C ... 105 °C (dependent on the derating curve)

## Electrical tests

### Thermal test | Test group C

Specification	IEC 60512-5-1:2002-02
Tested number of positions	8

### Air clearances and creepage distances |

Specification	IEC 60664-1:2007-04
Insulating material group	I
Comparative tracking index (IEC 60112)	CTI 600

# PTCM 0,5/ 8-P-2,5 BK - PCB connector



1269215

<https://www.phoenixcontact.com/nl/products/1269215>

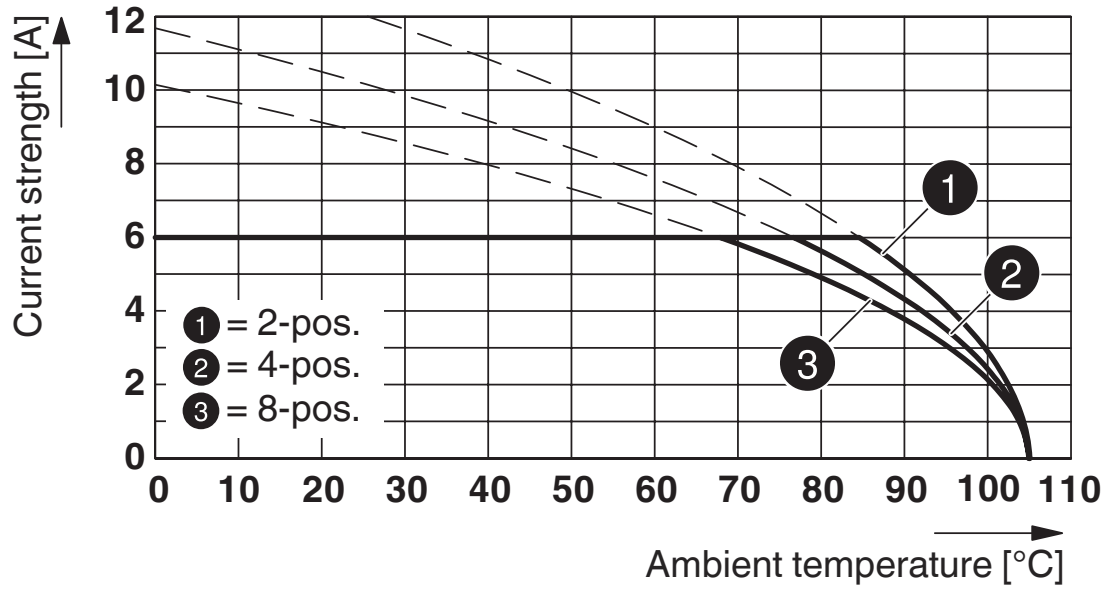
Rated insulation voltage (III/3)	160 V
Rated surge voltage (III/3)	2.5 kV
minimum clearance value - non-homogenous field (III/3)	1.5 mm
minimum creepage distance (III/3)	2 mm
Rated insulation voltage (III/2)	160 V
Rated surge voltage (III/2)	2.5 kV
minimum clearance value - non-homogenous field (III/2)	1.5 mm
minimum creepage distance (III/2)	1.5 mm
Rated insulation voltage (II/2)	320 V
Rated surge voltage (II/2)	2.5 kV
minimum clearance value - non-homogenous field (II/2)	1.5 mm
minimum creepage distance (II/2)	1.6 mm

## Packaging specifications

Type of packaging	packed in cardboard
-------------------	---------------------

Drawings

Diagram



Type: PTCM 0,5/...-P-2,5 WH with PTCM 0,5/...-PI-2,5 WH

# PTCM 0,5/ 8-P-2,5 BK - PCB connector





1269215

<https://www.phoenixcontact.com/nl/products/1269215>

## Approvals

To download certificates, visit the product detail page: <https://www.phoenixcontact.com/nl/products/1269215>

 <b>cULus Recognized</b> Approval ID: E60425-20101209				
	Nominal voltage $U_N$	Nominal current $I_N$	Cross section AWG	Cross section $\text{mm}^2$
B	150 V	6 A	22 - 18	-
D	150 V	6 A	22 - 18	-

 <b>VDE approval of drawings</b> Approval ID: 40048497				
	Nominal voltage $U_N$	Nominal current $I_N$	Cross section AWG	Cross section $\text{mm}^2$
keine	160 V	6 A	-	0.14 - 0.75

# PTCM 0,5/ 8-P-2,5 BK - PCB connector



1269215

<https://www.phoenixcontact.com/nl/products/1269215>

## Classifications

### ECLASS

ECLASS-13.0	27460202
ECLASS-15.0	27460202

### ETIM

ETIM 10.0	EC002638
-----------	----------

# PTCM 0,5/ 8-P-2,5 BK - PCB connector



1269215

<https://www.phoenixcontact.com/nl/products/1269215>

## Environmental product compliance

### EU RoHS

Fulfills EU RoHS substance requirements	Yes, No exemptions
---	--------------------

### China RoHS

Environment friendly use period (EFUP)	EFUP-E
	No hazardous substances above the limits

### EU REACH SVHC

REACH candidate substance (CAS No.)	No substance above 0.1 wt%
-------------------------------------	----------------------------

Phoenix Contact 2026 © - all rights reserved  
<https://www.phoenixcontact.com>

PHOENIX CONTACT B.V.  
Hengelder 56 6902 PA Zevenaar  
Postbus 246 6900 AE Zevenaar  
(0316) 59 17 20  
[sales@phoenixcontact.nl](mailto:sales@phoenixcontact.nl)