

35H-411-0100-OR2100001 ✓ ACTIVE

KISSLING | KISSLING Series 35

TE Internal #: K5000037

400 A Battery Disconnect Switch, 1000 VDC, 1 Pole, Lever, 1

Auxillary Positions, Long Flange, KISSLING Series 35

[View on TE.com >](#)



Switches > Battery Disconnect Switches > High Voltage Battery Disconnect Switches



Operating Voltage: 1000 VDC

Switch Main Contact Current Rating: 400 A

Number of Poles: 1

Operating Handle Type: Lever

Termination Thread Size: M10

[All High Voltage Battery Disconnect Switches \(5\)](#)

Features

Product Type Features

Sealed Device	Yes
---------------	-----

Configuration Features

Number of Poles	1
Number of Auxiliary Contacts	1
Switch Keying Option	Removable Without Chain

Electrical Characteristics

Operating Voltage	1000 VDC
Switch Main Contact Current Rating	400 A

Body Features

Operating Handle Color	Orange
------------------------	--------

Mechanical Attachment

Operating Handle Type	Lever
Termination Thread Size	M10



Switch Mounting Option	Long Flange
------------------------	-------------

Dimensions

Screw Hole Diameter	8.9 mm
---------------------	--------

Usage Conditions

Operating Temperature Range	-40 – 85 °C[-40 – 185 °F]
-----------------------------	---------------------------

Product Compliance

[For compliance documentation, visit the product page on TE.com>](#)

EU RoHS Directive 2011/65/EU	Compliant with Exemptions
------------------------------	---------------------------

EU ELV Directive 2000/53/EC	Compliant with Exemptions
-----------------------------	---------------------------

China RoHS 2 Directive MIIT Order No 32, 2016	有害物质含量超出标准 Restricted Substance(s) Above Threshold
---	--

EU REACH Regulation (EC) No. 1907/2006	<p>Current ECHA Candidate List: JUNE 2025 (250)</p> <p>Candidate List Declared Against: Not Yet Reviewed</p> <p>SVHC > Threshold: Pb (3.5% in Component)</p> <p>Article Safe Usage Statements: Do not eat, drink or smoke when using this product. Wash thoroughly after handling. Recycle if possible and dispose of the article by following all applicable governmental regulations relevant to your geographic location.</p>
--	--

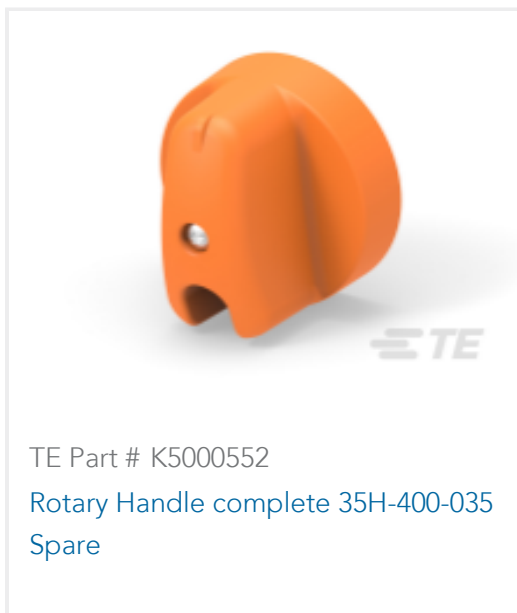
Halogen Content	Not Yet Reviewed for halogen content
-----------------	--------------------------------------

Solder Process Capability	Not reviewed for solder process capability
---------------------------	--



Product Compliance Disclaimer

This information is provided based on reasonable inquiry of our suppliers and represents our current actual knowledge based on the information they provided. This information is subject to change. The part numbers that TE has identified as EU RoHS compliant have a maximum concentration of 0.1% by weight in homogenous materials for lead, hexavalent chromium, mercury, PBB, PBDE, DBP, BBP, DEHP, DIBP, and 0.01% for cadmium, or qualify for an exemption to these limits as defined in the Annexes of Directive 2011/65/EU (RoHS2). Finished electrical and electronic equipment products will be CE marked as required by Directive 2011/65/EU. Components may not be CE marked. Additionally, the part numbers that TE has identified as EU ELV compliant have a maximum concentration of 0.1% by weight in homogenous materials for lead, hexavalent chromium, and mercury, and 0.01% for cadmium, or qualify for an exemption to these limits as defined in the Annexes of Directive 2000/53/EC (ELV). Regarding the REACH Regulation, the information TE provides on SVHC in articles for this part number is based on the latest European Chemicals Agency (ECHA) 'Guidance on requirements for substances in articles' posted at this URL: <https://echa.europa.eu/guidance-documents/guidance-on-reach>

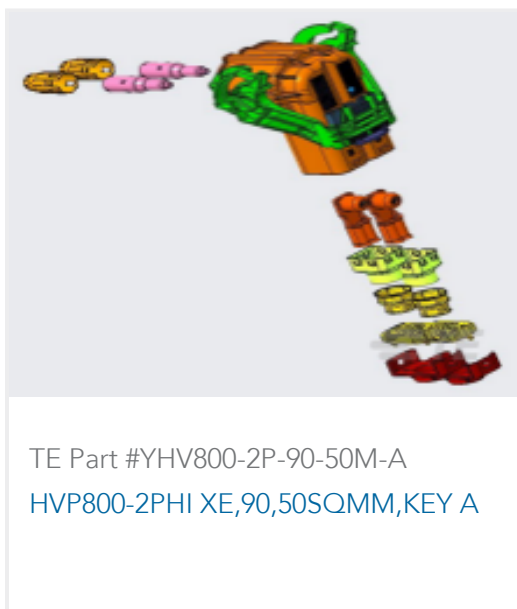
Compatible Parts



Also in the Series | KISSLING Series 35



Customers Also Bought





Documents

Product Drawings

[HV-BDC 400A/1000V 35H-411-0100-OR2100001](#)

German

[HV-BDC 400A/1000V 35H-411-0100-OR2100001](#)

English

CAD Files

[3D PDF](#)

3D

Customer View Model

[ENG_CVM_CVM_K5000037_A.2d_dxf.zip](#)

English

Customer View Model

[ENG_CVM_CVM_K5000037_A.3d_stp.zip](#)

English

Customer View Model

[ENG_CVM_CVM_K5000037_A.3d_igs.zip](#)

English

By downloading the CAD file I accept and agree to the [Terms and Conditions](#) of use.

Product Specifications

[Application Specification](#)

English