

2364010-1 ✓ ACTIVE

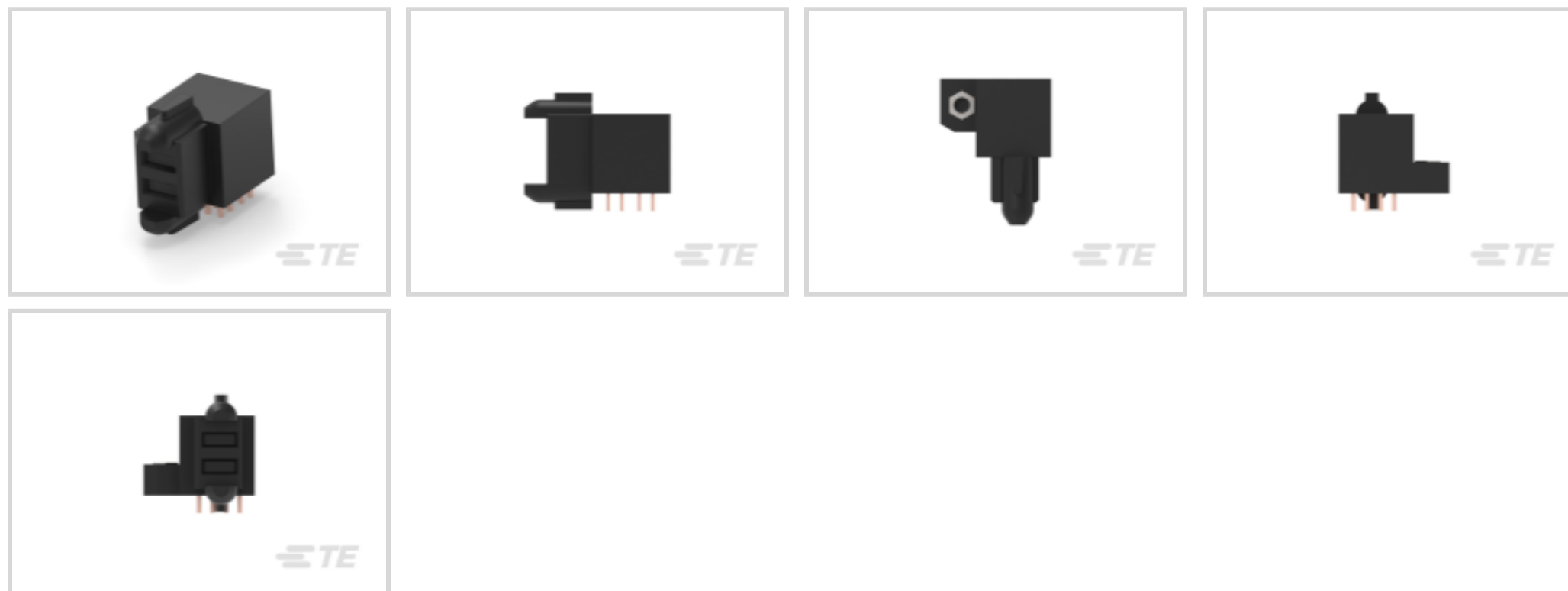
TE Internal #: 2364010-1

PCB Mount Receptacle, Right Angle, Board-to-Board, 2 Position, 2.54 mm [.1 in] Centerline, Fully Shrouded, Through Hole - Press-Fit, Power, Black

[View on TE.com >](#)



Connectors > PCB Connectors > PCB Headers & Receptacles



PCB Connector Type: **PCB Mount Receptacle**

Connector System: **Board-to-Board**

Number of Positions: **2**

Number of Rows: **1**

Centerline (Pitch): **2.54 mm [.1 in]**

Features

Product Type Features

Connector Shape	Rectangular
PCB Connector Type	PCB Mount Receptacle
Connector System	Board-to-Board
Header Type	Fully Shrouded
Connector & Contact Terminates To	Printed Circuit Board
Connector Product Type	Connector Assembly

Configuration Features

Mating & Unmating Configuration	Normal
Number of Positions	2
Number of Rows	1
PCB Mount Orientation	Right Angle
Board-to-Board Configuration	Orthogonal
Number of Power Positions	2

Body Features



Primary Product Color	Black
-----------------------	-------

Contact Features

Contact Layout	Inline
Contact Base Material	Copper Alloy
Contact Type	Receptacle
Contact Current Rating (Max)	85 A

Termination Features

Termination Post & Tail Length	3.29 mm[.129 in]
Termination Method to PCB	Through Hole - Press-Fit

Mechanical Attachment

Mating Alignment Type	Guide Post
Connector Mounting Type	Board Mount
Mating Alignment	With
PCB Mount Alignment	Without
PCB Mount Retention	Without

Housing Features

Centerline (Pitch)	2.54 mm[.1 in]
Housing Material	High Temperature Thermoplastic Glass-Filled

Dimensions

Connector Width	14.07 mm[.55 in]
Connector Height	14.88 mm[.58 in]
Connector Length	21.8 mm[.85 in]
PCB Thickness (Recommended)	1.35 mm[.053 in]

Usage Conditions

Operating Temperature (Max)	125 °C[257 °F]
Operating Temperature Range	-40 – 125 °C[-40 – 257 °F]

Operation/Application

Circuit Application	Power
---------------------	-------

Industry Standards

UL Flammability Rating	UL 94V-0
------------------------	----------

Packaging Features



Packaging Quantity	56
Packaging Method	Tray

Product Compliance

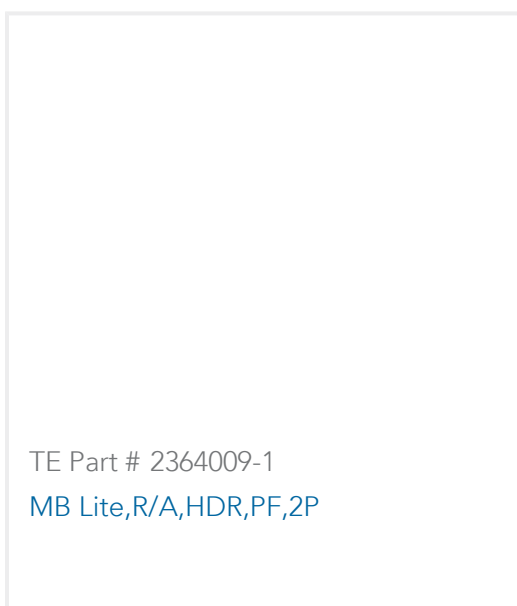
[For compliance documentation, visit the product page on TE.com>](#)

EU RoHS Directive 2011/65/EU	Compliant
EU ELV Directive 2000/53/EC	Compliant
China RoHS 2 Directive MIIT Order No 32, 2016	有害物质含量符合标准要求 No Restricted Substance(s) Above Threshold
EU REACH Regulation (EC) No. 1907/2006	Current ECHA Candidate List: JUNE 2025 (250) Candidate List Declared Against: JUNE 2025 (250) Does not contain REACH SVHC
Halogen Content	Low Halogen - Br, Cl, F < 900 ppm per homogenous material. Also BFR/CFR/PVC Free
Solder Process Capability	Wave solder capable to 260°C

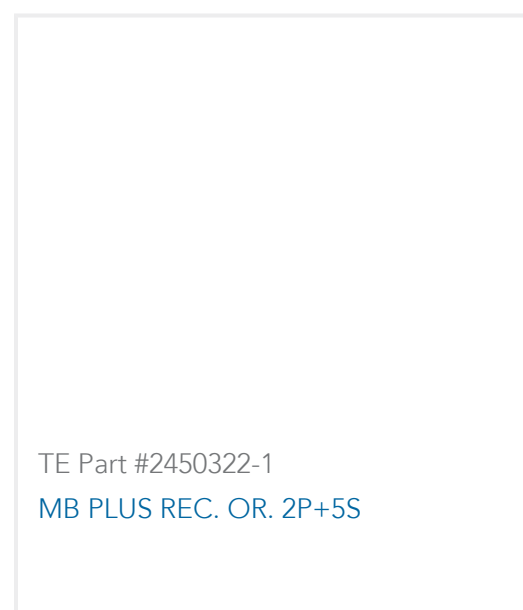
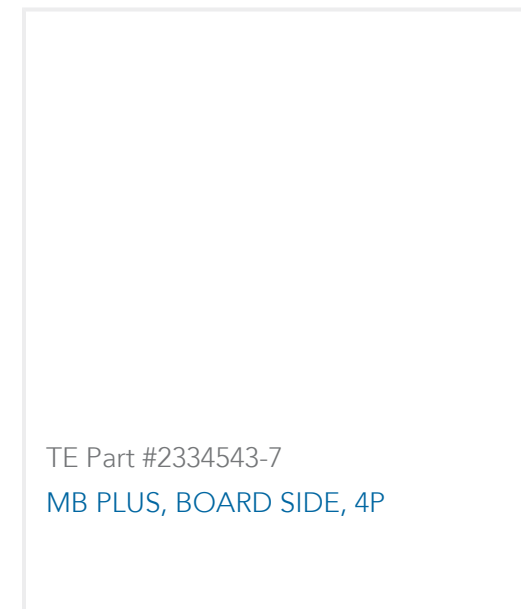
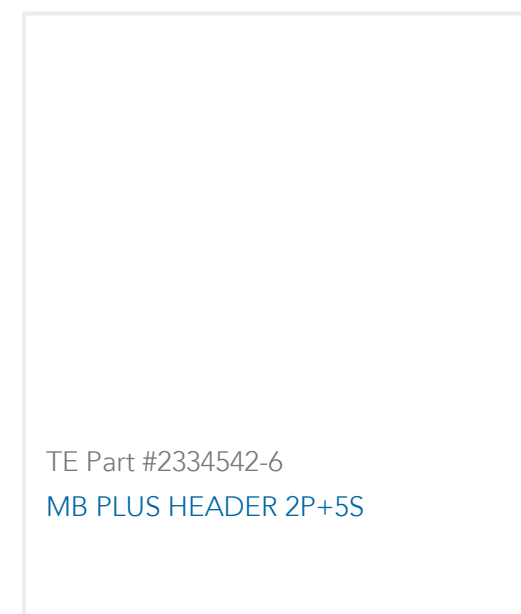
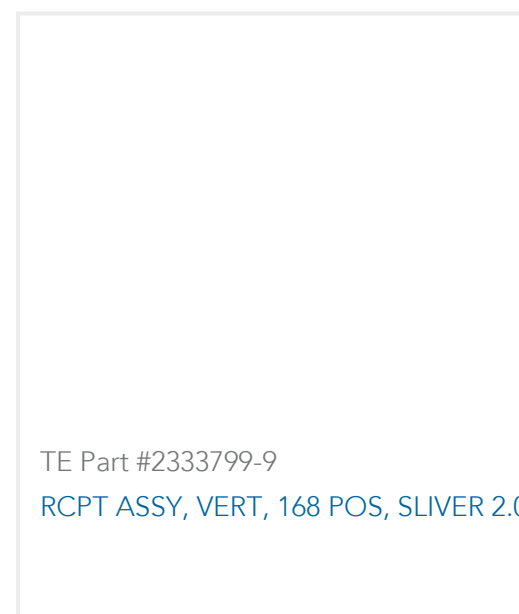
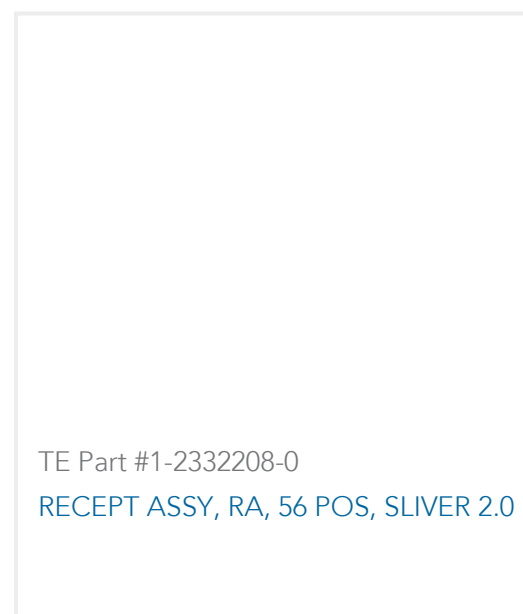
Product Compliance Disclaimer

This information is provided based on reasonable inquiry of our suppliers and represents our current actual knowledge based on the information they provided. This information is subject to change. The part numbers that TE has identified as EU RoHS compliant have a maximum concentration of 0.1% by weight in homogenous materials for lead, hexavalent chromium, mercury, PBB, PBDE, DBP, BBP, DEHP, DIBP, and 0.01% for cadmium, or qualify for an exemption to these limits as defined in the Annexes of Directive 2011/65/EU (RoHS2). Finished electrical and electronic equipment products will be CE marked as required by Directive 2011/65/EU. Components may not be CE marked. Additionally, the part numbers that TE has identified as EU ELV compliant have a maximum concentration of 0.1% by weight in homogenous materials for lead, hexavalent chromium, and mercury, and 0.01% for cadmium, or qualify for an exemption to these limits as defined in the Annexes of Directive 2000/53/EC (ELV). Regarding the REACH Regulation, the information TE provides on SVHC in articles for this part number is based on the latest European Chemicals Agency (ECHA) 'Guidance on requirements for substances in articles' posted at this URL: <https://echa.europa.eu/guidance-documents/guidance-on-reach>

Compatible Parts



Customers Also Bought



Documents

Product Drawings

[MB Lite, R/A, Ort, REC, PF, 2P](#)

English

CAD Files

[3D PDF](#)

3D

Customer View Model

[ENG_CVM_CVM_2364010-1_1.2d_dxf.zip](#)

English

Customer View Model

[ENG_CVM_CVM_2364010-1_1.3d_igs.zip](#)

English

Customer View Model

[ENG_CVM_CVM_2364010-1_1.3d_stp.zip](#)

English

By downloading the CAD file I accept and agree to the [Terms and Conditions](#) of use.

Product Specifications

2364010-1

PCB Mount Receptacle, Right Angle, Board-to-Board, 2 Position, 2.54 mm [.1 in]
Centerline, Fully Shrouded, Through Hole - Press-Fit, Power, Black



English

[Agency Approvals](#)

[UL Report](#)

English