

# XUK2LAKSMM12T

Photoelectric sensors XU, photo electric laser sensor, XUK, thru beam transmitter, Sn 30 m -10...30 VDC, M12



## Main

Range of product	Telemecanique Photoelectric sensors XU
Series name	Application assembly Application material handling
Electronic sensor type	Photo-electric sensor
Sensor name	XUK
Sensor design	Compact 50 x 50
Detection system	Thru beam
Material	Plastic
Type of output signal	Discrete
Supply circuit type	DC
Wiring technique	4-wire
Electrical connection	1 male connector M12, 4 pins
Product specific application	-
Emission	Red laser thru beam class 1
[Sn] nominal sensing distance	25 m thru beam need receiver XUK2LAPSMM12R

## Complementary

Enclosure material	ABS/PC
Lens material	PMMA
Maximum sensing distance	30 m thru beam
Add on output	Without
Add on input	Test
Status LED	1 LED (green) for supply
[Us] rated supply voltage	12...24 V DC with reverse polarity protection
Supply voltage limits	10...30 V DC
Maximum voltage drop	<2.4 V (closed state)
Current consumption	<= 30 mA no-load
Depth	50 mm
Height	50 mm
Width	23 mm
Net weight	0.035 kg

## Environment

Product certifications	Ecolab CE cULus
Ambient air temperature for operation	-20...60 °C -20...50 °C, UL certified
Ambient air temperature for storage	-20...80 °C
Vibration resistance	7 gn, amplitude = +/- 1.5 mm (f = 10...55 Hz) conforming to IEC 60068-2-6
Shock resistance	30 gn (duration = 11 ms) conforming to IEC 60947-5-2
IP degree of protection	IP67 conforming to IEC 60529 IP69K conforming to DIN 40050

## Packing Units

Unit Type of Package 1	PCE
Number of Units in Package 1	1
Package 1 Height	3.0 cm
Package 1 Width	6.0 cm
Package 1 Length	9.0 cm
Package 1 Weight	49.0 g
Unit Type of Package 2	S01
Number of Units in Package 2	28
Package 2 Height	15.0 cm
Package 2 Width	15.0 cm
Package 2 Length	40.0 cm
Package 2 Weight	1.597 kg

## Offer Sustainability

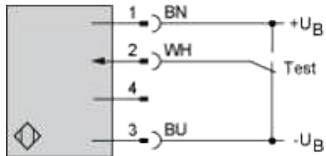
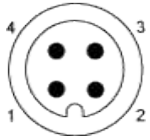
REACH Regulation	<a href="#">REACH Declaration</a>
EU RoHS Directive	Pro-active compliance (Product out of EU RoHS legal scope) <a href="#">EU RoHS Declaration</a>
Mercury free	Yes
RoHS exemption information	<a href="#">Yes</a>

## Contractual warranty

Warranty	18 months
----------	-----------



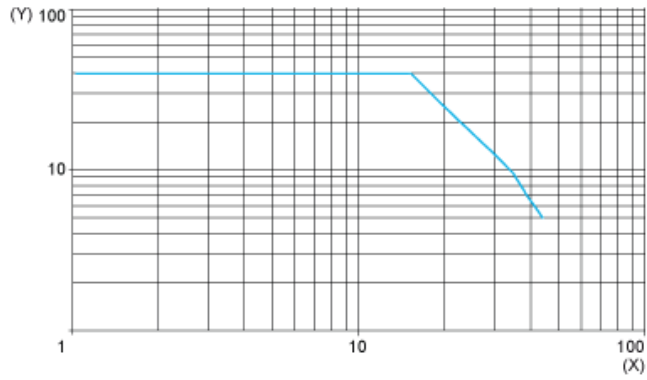
## Wiring Schemes Using M12 Connector



- 1 : (+)
- 2 : Test input (1)
- 3 : (-)
- 4 : Pin not connected
- BN : Brown
- WH : White
- BU : Blue
- +UB : External teach
- UB : Pushbutton locking
- (1) Test input: +UB = test function (transmitter disconnected). -UB or not connected = normal operation

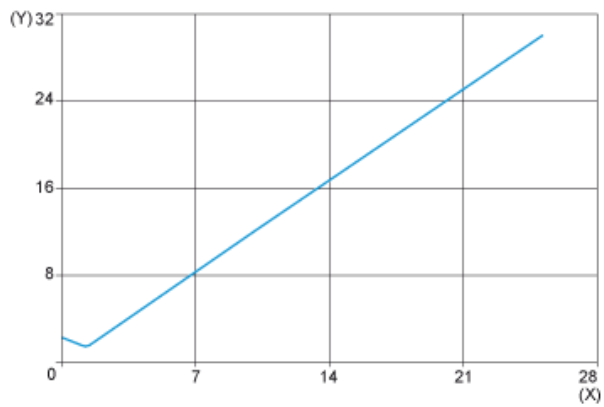
Curves

Excess Gain Curve



(X) Distance (m)  
(Y) Gain

Size of Luminous Point



(X) Distance (m)  
(Y) Size (mm)