

# XS8E1A1PAL01M12

inductive sensor XS8 26x26x13 - PBT -  
Sn15mm - 12..24VDC - M12 0.15m



## Main

Range of product	OsiSense XS
Series name	General purpose
Sensor type	Inductive proximity sensor
Device application	-
Sensor name	XS8
Sensor design	Flat form 26 x 26 x 13
Size	13 mm
Body type	Fixed
Detector flush mounting acceptance	Non flush mountable
Material	Plastic
Enclosure material	PBT
Type of output signal	Discrete
Wiring technique	3-wire
[Sn] nominal sensing distance	10 mm flush mountable 15 mm non flush mountable
Discrete output function	1 NO
Output circuit type	DC
Discrete output type	PNP
Electrical connection	4 pins M12 remote male connector
Cable length	0.15 m
[Us] rated supply voltage	12...24 V DC with reverse polarity protection
Switching capacity in mA	<= 100 mA DC with overload and short-circuit protection
IP degree of protection	IP67 double insulation conforming to IEC 60529

## Complementary

Detection face	Frontal
Front material	PBT
Fine adjustment zone	5...10 mm flush mountable 5...15 mm non flush mountable
Differential travel	1...15% of Sr
Wire insulation material	PvR
Supply voltage limits	10...36 V DC
Residual current	<= 1.5 mA for open state
Switching frequency	<= 2000 Hz
Voltage drop	<= 2 V at closed state
Current consumption	<= 10 mA at no-load
Delay first up	<= 10 ms
Delay response	<= 0.3 ms
Delay recovery	<= 0.8 ms
Marking	CE
Depth	13 mm
Height	26 mm
Width	26 mm
Product weight	0.04 kg

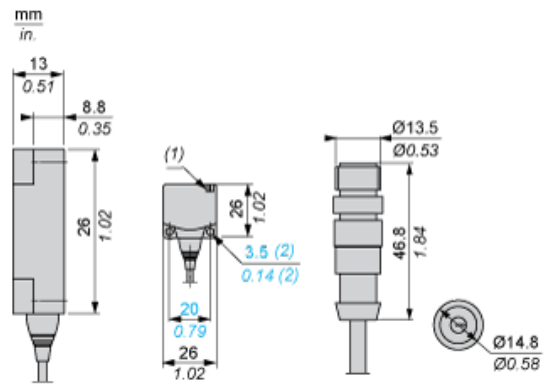
## Environment

Product certifications	CSA UL Ecolab
Ambient air temperature for operation	-25...70 °C
Ambient air temperature for storage	-40...85 °C
Vibration resistance	25 gn amplitude = +/- 2 mm (f = 10...55 Hz) conforming to IEC 60068-2-6
Shock resistance	50 gn for 11 ms conforming to IEC 60068-2-27

## Offer Sustainability

Sustainable offer status	Green Premium product
RoHS (date code: YYWW)	Compliant - since 0841 - <a href="#">Schneider Electric declaration of conformity</a>
REACH	Reference not containing SVHC above the threshold
Product environmental profile	Available <a href="#">Download Product Environmental</a>
Product end of life instructions	Need no specific recycling operations

Dimensions

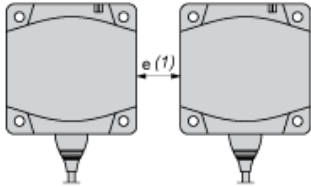


- (1) LED
- (2) For CHC type screws

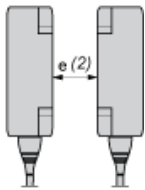
Setting-up

Minimum Mounting Distances (mm)

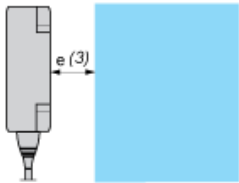
Side by Side



Face to Face



Facing a Metal Object



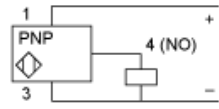
	e (1)	e (2)	e (3)
Flush mounted	40	80	10
Not flush mounted	150	300	

---

## Wiring Schemes

---

### PNP



### M12

