

XS8C2A1PCM12

inductive sensor XS8 40x40x70 - PBT - Sn20 mm - 12..48VDC - M12



Main

Range of product	OsiSense XS
Series name	General purpose
Sensor type	Inductive proximity sensor
Device application	Mobile equipment
Sensor name	XS8
Sensor design	Form 40 x 40 x 70
Size	70 mm
Body type	Fixed
Detector flush mounting acceptance	Flush mountable
Material	Plastic
Enclosure material	PBT
Type of output signal	Discrete
Wiring technique	3-wire
[Sn] nominal sensing distance	20 mm
Discrete output function	1 NO + 1 NC
Output circuit type	DC
Discrete output type	PNP
Electrical connection	4 pins M12 male connector
[Us] rated supply voltage	12...48 V DC with reverse polarity protection
Switching capacity in mA	<= 200 mA with overload and short-circuit protection
IP degree of protection	IP67 conforming to IEC 60529 IP65 conforming to IEC 60529 IP69K conforming to DIN 40050

Complementary

Safety level	SIL 2 conforming to EN/IEC 61508 PL = d conforming to EN/ISO 13849-1 SILCL 2 conforming to IEC 62061
Safety reliability data	MTTFd = 1546 years PFHd = 7.4E-8 1/h SFF = 92 % DC = 75 % with appropriate safety controller
Detection face	5 positions turret head
Front material	PBT
Operating zone	0...16 mm
Differential travel	3...15% of Sr
Repeat accuracy	<= 3% of Sr
Status LED	1 LED green for supply on 1 LED yellow for output state
Supply voltage limits	10...58 V DC
Switching frequency	<= 300 Hz
Voltage drop	<= 2 V at closed state
Current consumption	0...15 mA at no-load
Delay first up	<= 7.5 ms
Delay response	<= 1.2 ms

Delay recovery	<= 1.8 ms
Marking	CE
Height	40 mm
Length	40 mm
Width	70 mm
Product weight	0.149 kg

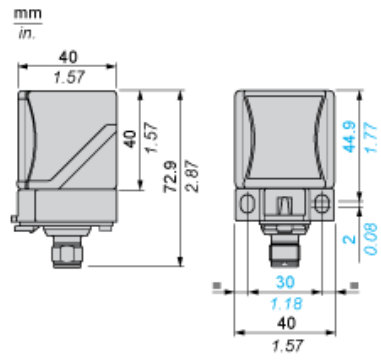
Environment

Product certifications	CCC CSA TÜV UL E2
Ambient air temperature for operation	-25...70 °C
Ambient air temperature for storage	-40...85 °C
Vibration resistance	25 gn amplitude = +/- 2 mm (f = 10...55 Hz) conforming to IEC 60068-2-6
Shock resistance	50 gn for 11 ms conforming to EN 60068-2-27

Offer Sustainability

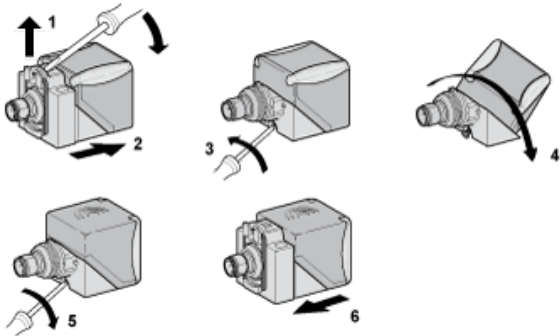
Sustainable offer status	Green Premium product
RoHS (date code: YYWW)	Compliant - since 1213 - Schneider Electric declaration of conformity
REACH	Reference not containing SVHC above the threshold
Product environmental profile	Available Download Product Environmental
Product end of life instructions	Need no specific recycling operations

Dimensions



Mounting

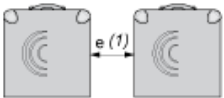
Head Positions



Setting-up Precautions

Minimum Mounting Distances (mm)

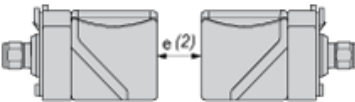
Side by Side



e (1) 80

≥

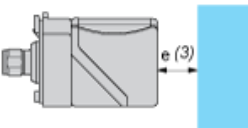
Face to Face



e (2) 160

≥

Facing a Metal Object

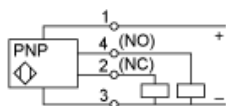


e (3) 60

≥

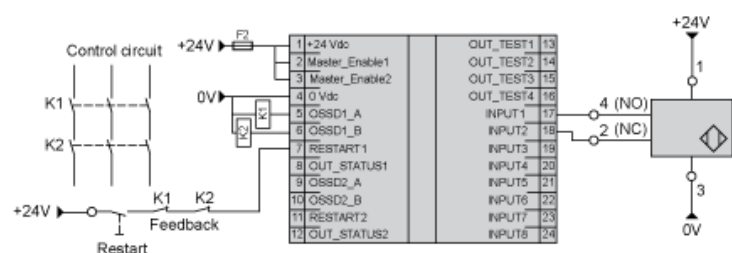
Wiring Schemes

4-Wire DC



SIL 2 Wiring Scheme

With Preventa XPSMF40 Safety PLC



SFF : (Safe Failure Fraction): 92,68 %

DC : (Diagnosis Coverage): 75,8 %