


D-Sub Connector Assembly Hoods That Are Ideal for Office Equipment Interfaces

- Metallized plastic Hood provides excellent noise protection.
- Connectors are available with cables connected horizontally (9-pin and 25-pin models only) to enable using the space behind the Connectors more effectively.

RoHS Compliant



■ Terminology

● Metallization

Metallization means make plating processing on the plastic hood.

● ESD

Abbreviation of ElectroStatic Discharge

■ Hoods

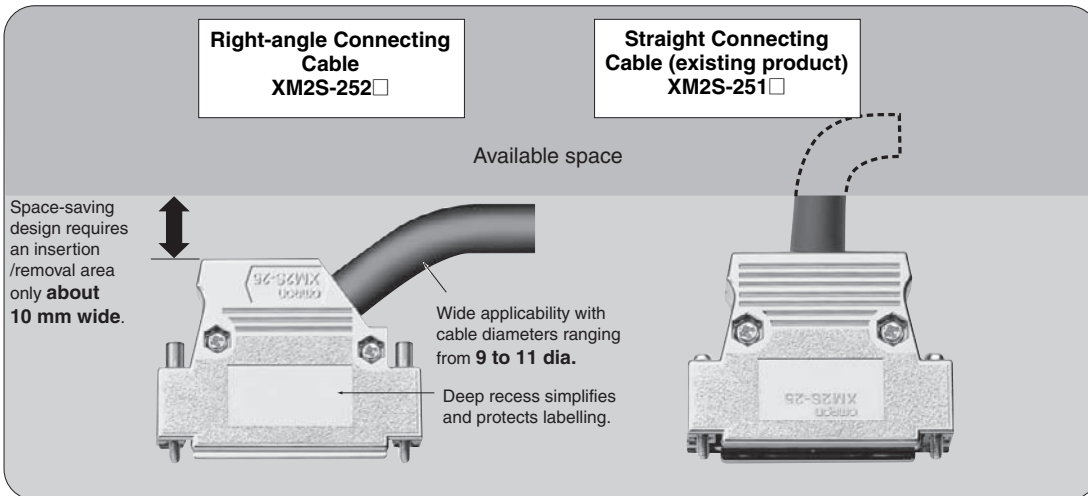
Model	XM2S-□□1□	XM2S-□□2□
Appearance	<p>Hoods</p>	
Reference page	3	4

■ Characteristics

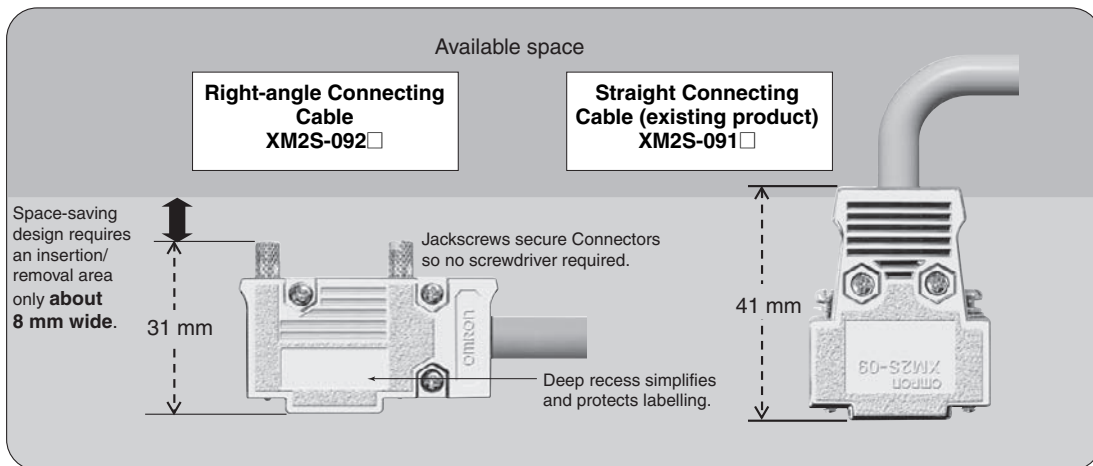
Ambient operating temperature	-25 to 85°C (with no condensation or icing)
-------------------------------	---

■ Features

25-contact Hoods



9-contact Hoods



■ Materials and Finish

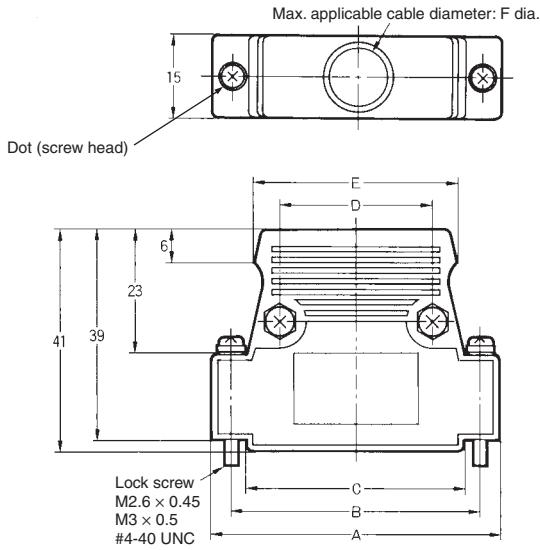
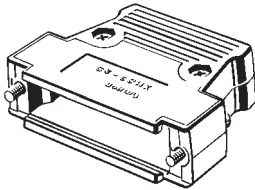
Housing	ABS nickel plated
Cable clamp	Steel/nickel plated
Lock screw	Brass/nickel plated

XM2S Hood Covers

■ Dimensions (The cable bushing, cable clamp, shielded tape and assorted screws are supplied.)

(unit: mm)

- XM2S-□□11
(M2.6 × 0.45 metric screws)
- XM2S-□□12
(M3 × 0.5 metric screws)
- XM2S-□□13
(#4-40 UNC inch screws)



Dimensions

Dot shape (Screw head)		
No dot	1 dot	2 dots
⊕	⊕	⊕

No. of contacts	A	B	C	D	E	F
9	32.2	24.99	18.2	13	24	9
15	40.5	33.32	26.5	19	30	10
25	54.0	47.04	40	29	38	11
37	70.5	63.50	57	42	50	13

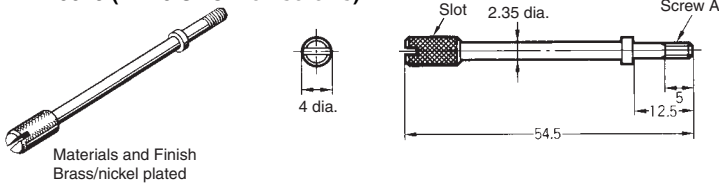
■ Ordering Information

Applicable Anchors No. of contacts	Lock screw	M2.6 × 0.45 metric screws (No dot)	M3 × 0.5 metric screws (1 dot)	#4-40 UNC inch screws (2 dots)
		Anchor 1	XM2Z-0001	XM2Z-0002
	Anchor 2	XM2Z-0011	XM2Z-0012	XM2Z-0013
	Anchor 3	XM2Z-0021	XM2Z-0022	XM2Z-0023
9		XM2S-0911	XM2S-0912	XM2S-0913
15		XM2S-1511	XM2S-1512	XM2S-1513
25		XM2S-2511	XM2S-2512	XM2S-2513
37		XM2S-3711	XM2S-3712	XM2S-3713

Note: Lock screws are attached to the Hood. Select D-sub Connectors with Anchors or Grounding Fixtures that fit the lock screw of the Hood.

■ Accessories (Sold Separately)

- Anchor 5 (For Jackscrews and XM2S-□□1-□)
- XM2Z-0071 (M2.6 × 0.45 metric screws)
- XM2Z-0072 (M3 × 0.5 metric screws)
- XM2Z-0073 (#4-40 UNC inch screws)



Dimensions

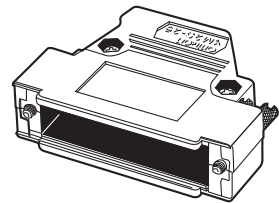
Model	A	slot	slot shape
XM2Z-0071	M2.6 × 0.45	None	
XM2Z-0072	M3 × 0.5	1	
XM2Z-0073	#4-40 UNC	2	

- Note:** 1. Replace the lock screw that comes with the XM2S with Anchor 5.
- 2. Anchor 5 cannot be used with XM2S models that have cables connected horizontally.

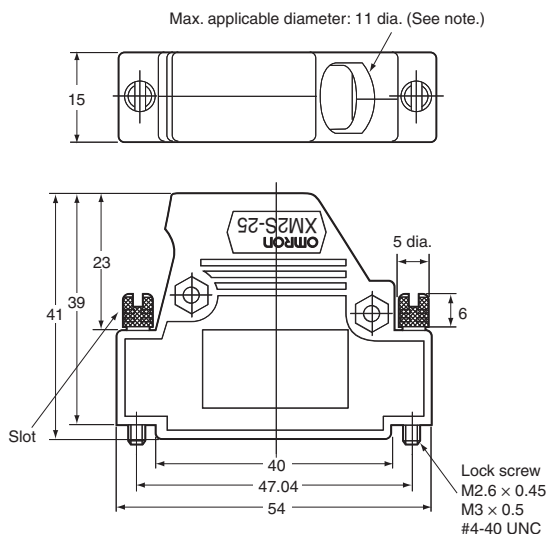
■ Dimensions

(unit: mm)

25-contact D-sub Connector Assembly Hood with Right-angle Connecting Cable
XM2S-2521 (M2.6 × 0.45 metric screws)
XM2S-2522 (M3 × 0.5 metric screws)
XM2S-2523 (#4-40 UNC inch screws)

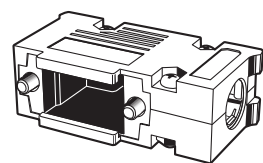


Note: The cable bushing, cable clamp, shielded tape and assorted screws are supplied.

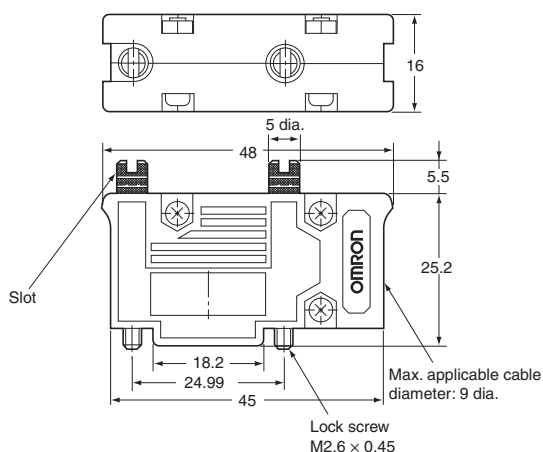


Note: The maximum applicable cable diameter is 9 dia if the cable clamp supplied is mounted facing the rear. Do not use a cable bushing in this case.

9-contact D-sub Connector Assembly Hood with Right-angle Connecting Cable
XM2S-0921 (M2.6 × 0.45 metric screws)
XM2S-0922 (M3 × 0.5 metric screws)
XM2S-0923 (#4-40 UNC inch screws)



Note: The cable bushing, cable clamp, shielded tape and assorted screws are supplied.



■ Ordering Information

Type	Appearance	No. of contacts	Model	Lock screws (See note.)
D-sub Connector Assembly Hood with Right-angle Connecting Cable (nickel plated)		25	XM2S-2521	M2.6 × 0.45 metric screws (No slot)
			XM2S-2522	M3 × 0.5 metric screws (1 slot)
			XM2S-2523	#4-40 UNC inch screws (2 slots)
		9	XM2S-0921	M2.6 × 0.45 metric screws (No slot)
			XM2S-0922	M3 × 0.5 metric screws (1 slot)
			XM2S-0923	#4-40 UNC inch screws (2 slots)

Note: Lock screws are attached to the Hood. Select D-sub Connectors with Anchors or Grounding Fixtures that fit the lock screw of the Hood.

- Application examples provided in this document are for reference only. In actual applications, confirm equipment functions and safety before using the product.
- Consult your OMRON representative before using the product under conditions which are not described in the manual or applying the product to nuclear control systems, railroad systems, aviation systems, vehicles, combustion systems, medical equipment, amusement machines, safety equipment, and other systems or equipment that may have a serious influence on lives and property if used improperly. Make sure that the ratings and performance characteristics of the product provide a margin of safety for the system or equipment, and be sure to provide the system or equipment with double safety mechanisms.

Note: Do not use this document to operate the Unit.