

2E Ex-CELL Stainless Steel and Painted Steel Enclosures

High performance, high reliability enclosures for global applications

Cl. I, Div. 2, Groups A,B,C,D† Type 3S, 4, 4X
cULus to UL50 / C22.2 No. 94-M91 IP66
ATEX and IECEx Certified
GOST-R and GOST-K Certified

Applications:

Eaton's Crouse-Hinds Ex-CELL Enclosures are manufactured to meet the most demanding industrial and hazardous area environmental applications. The Ex-CELL Series is a globally certified enclosure and termination solution for Type 3S and 4X applications. They are certified to the impact, thermal, and IP66 ingress requirements of EN 60079-0.

- Ex-CELL Enclosures are available in a comprehensive range of sizes, each with various configurations for a multitude of applications.
- The Ex-CELL Series offers unique design features, precision manufacturing, and the highest quality materials, making it the premier choice for instrumentation and electrical applications across the globe.

The Ex-CELL product line has been expanded to include:

- Over 100 standard sizes in both stainless steel and painted steel
- Single door enclosures up to 63" x 48" x 16"
- XXL double door enclosures – 5 sizes up to 72" X 72" X 24". The only XXL enclosure in the world with ATEX approval!
- Gangable enclosures up to 48" x 96" x 12"
- Flush mount enclosures
- Eagle enclosures with a sloped, water-shedding design

Certifications and Compliances:

- Class I, Division 2, Groups A, B, C, D†
- cULus to UL50 / C22.2 No. 94-M91, Types 3S, 4, 4X
- ATEX II 2 GD Ex e II T6 IP66 (PTB02ATEX1014) for Zone 1, 2 and 21
- IECEx Ex e (IECEx BK1 08.0001U)
- GOST-R and GOST-K Certified
- Ex e ia IIC, T6, T5

Materials and Finishes:

Enclosure Options:

- 316L (1.4404 to EN 10088) Stainless Steel (standard)
- 304 (1.4301 to EN 10088) Stainless Steel (optional)
- RAL 7032 Painted Steel

Enclosure Finish:

- Superior corrosion-resistant "chromium enriched" electro-polished surface**

Gasket:

- High-integrity "one piece" foam-in place polyurethane gasket

Keyed Lock Fastening Mechanism:

- Chromium-plated zinc metal die cast

Door Hardware:

- Stainless steel hinges on door

Enclosure Mounting:

- 4 x external 3mm stainless steel welded lugs, 11mm Ø holes / slots

Equipment Mounting:

- 4 x stand-off pillars 9mm Ø, 25mm high, tapped M6 x 10, for rail / mounting plate

Enclosure Earth:

- M10 external and internal brass earth stud assembly

Mounting Plate:

- 2mm sheet steel with zintec finish (available in stainless steel)

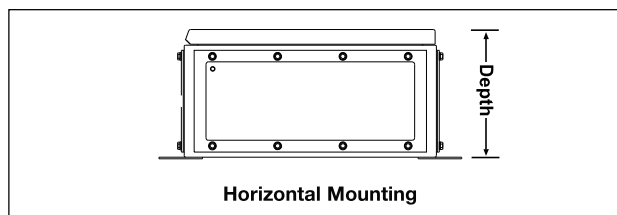
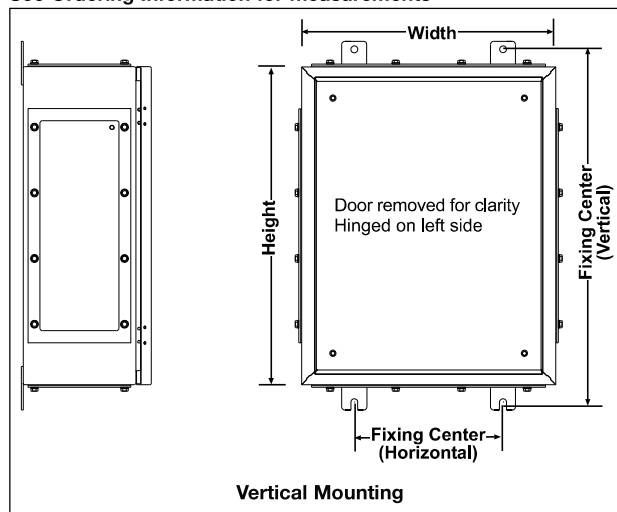
Technical Specifications:

- Operating Temperature: -20°C to +60°C (see Options section for optional silicone gasket with -55°C to +55°C operating temperature)
- Impact Resistance: 7 J (Nm)



Mounting Information

See Ordering Information for measurements



†When terminal blocks or approved Class I, Division 2 devices are installed within the enclosure in accordance with NEC/CEC requirements. These enclosures are NOT explosionproof and will NOT contain an explosion. Installation of arcing and sparking devices which are not Class I, Division 2 rated or higher is NOT PERMITTED.
**Available on stainless steel enclosures only.

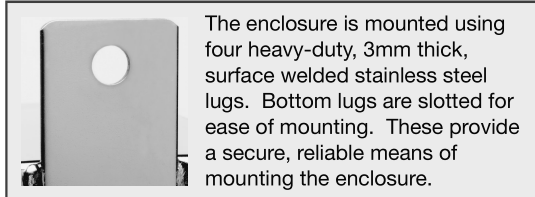
Ex-CELL Stainless Steel and Painted Steel Enclosures

High performance, high reliability enclosures for global applications


Cl. I, Div. 2, Groups A,B,C,D† Type 3S, 4, 4X
 cULus to UL50 / C22.2 No. 94-M91 IP66
 ATEX and IECEx Certified
 GOST-R and GOST-K Certified

2E

Features




The enclosure is mounted using four heavy-duty, 3mm thick, surface welded stainless steel lugs. Bottom lugs are slotted for ease of mounting. These provide a secure, reliable means of mounting the enclosure.




Available with up to 4 gland plates (3mm thick) on each side. Five possible combinations of 0, 1, 2, 3, or 4 gland plates available. All sealed to IP66 rating by a high integrity Chloroprene gasket and secured by rapid fixing "Hytork" fixing bolts.




The high integrity "one piece" sealing gasket provides an IP66 rating and excellent recovery and re-sealing properties for continuous environmental protection.



The standard cover features a 1/4 turn keyed lock fastening mechanism that provides a rapid means of achieving an IP66 rated seal for reliable environmental protection. Bolted cover and padlockable cover also available.



This external and internal brass earth/ground stud assembly enables rapid and reliable protective earth/ground connection. Mounted on the side of the enclosure for ease of access.



An integral drainage channel prevents liquids or other solid contaminants from running in or falling into the enclosure when the door is opened, and minimizes gasket path contamination.

2E

†When terminal blocks or approved Class I, Division 2 devices are installed within the enclosure in accordance with NEC/CEC requirements. These enclosures are NOT explosionproof and will NOT contain an explosion. Installation of arcing and sparking devices which are not Class I, Division 2 rated or higher is NOT PERMITTED.

2E

Ex-CELL Stainless Steel and Painted Steel Enclosures

High performance, high reliability enclosures for global applications

Cl. I, Div. 2, Groups A,B,C,D† Type 3S, 4, 4X
 cULus to UL50 / C22.2 No. 94-M91 IP66
 ATEX and IECEx Certified
 GOST-R and GOST-K Certified

Ordering Information:

Catalog numbers below are for stainless steel enclosures with 1 gland plate. Ex-CELL Enclosures are available in a variety of materials and configurations. To customize, utilize the following ordering boxes.

ORDERING EXAMPLE:					ENCLOSURE TYPE:	
XLV	S1	090605	1	-	XLV	Standard Ex-CELL Enclosure; North American version with vertical lugs
					XLH	Standard Ex-CELL Enclosure; European version with horizontal lugs
					XXL	Large Ex-CELL Enclosure
					XLE	Ex-CELL Eagle Enclosure with sloping top
					XLF	Ex-CELL Flush Mount Enclosure
Enclosure Type	Material	Size	No. Gland Plates	Options		

MATERIAL:		NUMBER OF GLAND PLATES:		OPTIONS† (add suffix after No. of Gland Plates):	
S1	316L Stainless Steel Grade	0	No gland plates	XLNPAHASP	Padlockable hasp (field-installable)
S2	304 Stainless Steel Grade*	1	Bottom gland plate only (STANDARD)	B	Cover fixed with hinges and bolts instead of ¼ turn fasteners
PS	RAL 7032 Painted Steel*	2	Top and bottom gland plates	Consult Factory	Rain / Deluge Canopy ID Tag - Label and Bracket Continuous Hinge Enclosure painted with RAL color chip specs
		3	Bottom and side gland plates	See Accessories Page	Locking Cover Hardware Ground Stud Kits Stand-off Pillars
		4	Top, bottom, and side gland plates		Drawing Pockets Window Kit

XLV Enclosures with Vertical Mounting Feet

Enclosure Size (In.) § (H x W x D)	Catalog Number	Fixing Center Vertical (In.)	Fixing Center Horizontal (In.)	Zinc Coated Steel Mounting Plate Catalog Number††
9 x 6 x 5	XLVS10906051	10.24	3.50	XLH2TMP2315
10 x 8 x 4	XLVS11008041	11.41	5.50	XLH2TMP2620
10 x 8 x 6	XLVS11008061	11.41	5.50	XLH2TMP2620
10 x 10 x 6	XLVS11010061	11.41	7.67	XLH2TMP2626
12 x 10 x 5	XLVS11210051	13.23	7.67	XLH2TMP3026
12 x 8 x 6	XLVS11208061	13.23	5.50	XLH2TMP3020
12 x 10 x 6	XLVS11210061	13.23	7.67	XLH2TMP3026
12 x 12 x 6	XLVS11212061	13.23	9.49	XLH2TMP3030
12 x 12 x 8	XLVS11212081	13.23	9.49	XLH2TMP3030
12 x 12 x 10	XLVS11212101	13.23	9.49	XLH2TMP3030
16 x 12 x 6	XLVS11612061	17.25	9.49	XLH2TMP4030
16 x 12 x 8	XLVS11612081	17.25	9.49	XLH2TMP4030
16 x 12 x 10	XLVS11612101	17.25	9.49	XLH2TMP4030
16 x 14 x 8	XLVS11614081	17.25	9.49	XLH2TMP4035
16 x 16 x 6	XLVS11616061	17.25	10.00	XLH2TMP4040
16 x 16 x 8	XLVS11616081	17.25	10.00	XLH2TMP4040
16 x 16 x 10	XLVS11616101	17.25	10.00	XLH2TMP4040
16 x 16 x 12	XLVS11616121	17.25	10.00	XLH2TMP4040
16 x 20 x 6	XLVS11620061	17.25	14.00	XLH2TMP4050
16 x 20 x 8	XLVS11620081	17.25	14.00	XLH2TMP4050
16 x 20 x 10	XLVS11620101	17.25	14.00	XLH2TMP4050
16 x 20 x 12	XLVS11620121	17.25	14.00	XLH2TMP4050
20 x 16 x 6	XLVS12016061	21.26	10.00	XLH2TMP5040
20 x 16 x 8	XLVS12016081	21.26	10.00	XLH2TMP5040
20 x 16 x 10	XLVS12016101	21.26	10.00	XLH2TMP5040
20 x 16 x 12	XLVS12016121	21.26	10.00	XLH2TMP5040
20 x 20 x 6	XLVS12020061	21.26	14.00	XLH2TMP5050
20 x 20 x 8	XLVS12020081	21.26	14.00	XLH2TMP5050
20 x 20 x 10	XLVS12020101	21.26	14.00	XLH2TMP5050
20 x 20 x 12	XLVS12020121	21.26	14.00	XLH2TMP5050
20 x 24 x 8	XLVS12024081	21.26	18.00	XLH2TMP5060
20 x 24 x 10	XLVS12024101	21.26	18.00	XLH2TMP5060
20 x 24 x 12	XLVS12024121	21.26	18.00	XLH2TMP5060
24 x 16 x 6	XLVS12416061	25.24	10.00	XLH2TMP6040
24 x 16 x 8	XLVS12416081	25.24	10.00	XLH2TMP6040
24 x 16 x 10	XLVS12416101	25.24	10.00	XLH2TMP6040
24 x 16 x 12	XLVS12416121	25.24	10.00	XLH2TMP6040
24 x 20 x 6	XLVS12420061	25.24	14.00	XLH2TMP6050
24 x 20 x 8	XLVS12420081	25.24	14.00	XLH2TMP6050
24 x 20 x 10	XLVS12420101	25.24	14.00	XLH2TMP6050
24 x 20 x 12	XLVS12420121	25.24	14.00	XLH2TMP6050

*For a 304 stainless steel enclosure, change S1 to S2 in catalog number (i.e. XLVS10906051 becomes XLVS20906051).
 For a RAL 7032 painted steel enclosure, change S1 to PS in catalog number (i.e. XLVS10906051 becomes XLVPS0906051). Consult factory for other RAL colors.
 § Enclosure sizes are H x W x D. 20 inch deep enclosures available - consult factory.
 †See Options and Accessories pages for more information.
 ††Fits enclosures with both vertical or horizontal mounting feet. For stainless steel or painted steel mounting plates, consult factory.

2E

Ex-CELL Stainless Steel and Painted Steel Enclosures

High performance, high reliability enclosures for global applications

Cl. I, Div. 2, Groups A,B,C,D† Type 3S, 4, 4X
 cULus to UL50 / C22.2 No. 94-M91 IP66
 ATEX and IECEx Certified
 GOST-R and GOST-K Certified

2E

Enclosure Size (In.) § (H x W x D)	Catalog Number	Fixing Center Vertical (In.)	Fixing Center Horizontal (In.)	Zinc Coated Steel Mounting Plate Catalog Number††
24 x 24 x 6	XLVS12424061	25.24	18.00	XLH2TMP6060
24 x 24 x 8	XLVS12424081	25.24	18.00	XLH2TMP6060
24 x 24 x 10	XLVS12424101	25.24	18.00	XLH2TMP6060
24 x 24 x 12	XLVS12424121	25.24	18.00	XLH2TMP6060
24 x 24 x 16	XLVS12424161	25.24	18.00	XLH2TMP6060
24 x 30 x 8	XLVS12430081	25.24	24.00	XLH2TMP6076
24 x 30 x 10	XLVS12430101	25.24	24.00	XLH2TMP6076
24 x 30 x 12	XLVS12430121	25.24	24.00	XLH2TMP6076
24 x 30 x 16	XLVS12430161	25.24	24.00	XLH2TMP6076
30 x 20 x 8	XLVS13020081	31.26	14.00	XLH2TMP7650
30 x 20 x 10	XLVS13020101	31.26	14.00	XLH2TMP7650
30 x 20 x 12	XLVS13020121	31.26	14.00	XLH2TMP7650
30 x 24 x 8	XLVS13024081	31.26	18.00	XLH2TMP7660
30 x 24 x 10	XLVS13024101	31.26	18.00	XLH2TMP7660
30 x 24 x 12	XLVS13024121	31.26	18.00	XLH2TMP7660
30 x 24 x 16	XLVS13024161	31.26	18.00	XLH2TMP7660
30 x 30 x 8	XLVS13030081	31.26	24.00	XLH2TMP7676
30 x 30 x 10	XLVS13030101	31.26	24.00	XLH2TMP7676
30 x 30 x 12	XLVS13030121	31.26	24.00	XLH2TMP7676
30 x 30 x 16	XLVS13030161	31.26	24.00	XLH2TMP7676
32 x 24 x 8	XLVS13224081	33.11	18.00	XLH2TMP8060
32 x 24 x 10	XLVS13224101	33.11	18.00	XLH2TMP8060
32 x 24 x 12	XLVS13224121	33.11	18.00	XLH2TMP8060
32 x 24 x 16	XLVS13224161	33.11	18.00	XLH2TMP8060
32 x 32 x 8	XLVS13232081	33.11	27.56	XLH2TMP8080
32 x 32 x 10	XLVS13232101	33.11	27.56	XLH2TMP8080
32 x 32 x 12	XLVS13232121	33.11	27.56	XLH2TMP8080
32 x 32 x 16	XLVS13232161	33.11	27.56	XLH2TMP8080
36 x 24 x 8	XLVS13624081	37.25	18.00	XLH2TMP9060
36 x 24 x 10	XLVS13624101	37.25	18.00	XLH2TMP9060
36 x 24 x 12	XLVS13624121	37.25	18.00	XLH2TMP9060
36 x 24 x 16	XLVS13624161	37.25	18.00	XLH2TMP9060
36 x 30 x 8	XLVS13630081	37.25	24.00	XLH2TMP9076
36 x 30 x 10	XLVS13630101	37.25	24.00	XLH2TMP9076
36 x 30 x 12	XLVS13630121	37.25	24.00	XLH2TMP9076
36 x 30 x 16	XLVS13630161	37.25	24.00	XLH2TMP9076
36 x 36 x 8	XLVS13636081	37.25	30.00	XLH2TMP9090
36 x 36 x 10	XLVS13636101	37.25	30.00	XLH2TMP9090
36 x 36 x 12	XLVS13636121	37.25	30.00	XLH2TMP9090
36 x 36 x 16	XLVS13636161	37.25	30.00	XLH2TMP9090
40 x 24 x 8	XLVS14024081	40.95	18.00	XLH2TMP10060
40 x 24 x 10	XLVS14024101	40.95	18.00	XLH2TMP10060
40 x 24 x 12	XLVS14024121	40.95	18.00	XLH2TMP10060
40 x 24 x 16	XLVS14024161	40.95	18.00	XLH2TMP10060
40 x 32 x 8	XLVS14032081	40.95	27.56	XLH2TMP10080
40 x 32 x 10	XLVS14032101	40.95	27.56	XLH2TMP10080
40 x 32 x 12	XLVS14032121	40.95	27.56	XLH2TMP10080
40 x 32 x 16	XLVS14032161	40.95	27.56	XLH2TMP10080
40 x 40 x 8	XLVS14040081	40.95	35.43	XLH2TMP100100
40 x 40 x 10	XLVS14040101	40.95	35.43	XLH2TMP100100
40 x 40 x 12	XLVS14040121	40.95	35.43	XLH2TMP100100
40 x 40 x 16	XLVS14040161	40.95	35.43	XLH2TMP100100
48 x 24 x 10	XLVS14824101	48.81	18.00	XLH2TMP12060
48 x 24 x 12	XLVS14824121	48.81	18.00	XLH2TMP12060
48 x 24 x 16	XLVS14824161	48.81	18.00	XLH2TMP12060
48 x 32 x 10	XLVS14832101	48.81	27.55	XLH2TMP12080
48 x 32 x 12	XLVS14832121	48.81	27.55	XLH2TMP12080
48 x 32 x 16	XLVS14832161	48.81	27.56	XLH2TMP12080
48 x 36 x 10	XLVS14836101	48.81	30.00	XLH2TMP12090
48 x 36 x 12	XLVS14836121	48.81	30.00	XLH2TMP12090
48 x 36 x 16	XLVS14836161	48.81	30.00	XLH2TMP12090
48 x 40 x 12	XLVS14840121	48.81	35.43	XLH2TMP120100
48 x 40 x 16	XLVS14840161	48.81	35.43	XLH2TMP120100
48 x 48 x 12	XLVS14848121	48.81	43.30	XLH2TMP120120
48 x 48 x 16	XLVS14848161	48.81	43.30	XLH2TMP120120
60 x 36 x 12	XLVS16036121	61.57	30.00	XLH2TMP15290
60 x 36 x 16	XLVS16036161	61.57	30.00	XLH2TMP15290
63 x 48 x 16	XLVS16348161	63.82	43.30	XLH2TMP160120

*For a 304 stainless steel enclosure, change S1 to S2 in catalog number (i.e. XLVS10906051 becomes XLVS20906051).
 †For a RAL 7032 painted steel enclosure, change S1 to PS in catalog number (i.e. XLVS10906051 becomes XLVPS0906051). Consult factory for other RAL colors.
 § Enclosure sizes are H x W x D. 20 inch deep enclosures available - consult factory.
 ††See Options and Accessories pages for more information.
 †††Fits enclosures with both vertical or horizontal mounting feet. For stainless steel or painted steel mounting plates, consult factory.

Crouse-Hinds

by **E.T.N**



2E**Ex-CELL Stainless Steel and Painted Steel Enclosures****High performance, high reliability enclosures for global applications**Cl. I, Div. 2, Groups A,B,C,D†
cULus to UL50 / C22.2 No. 94-M91
ATEX and IECEx Certified
GOST-R and GOST-K CertifiedType 3S, 4, 4X
IP66**XLH Enclosures with Horizontal Mounting Feet**

Enclosure Size (mm) § (H x W x D)	Catalog Number	Fixing Center Vertical (mm)	Fixing Center Horizontal (mm)	Zinc Coated Steel Mounting Plate Catalog Number††
229 x 152 x 127	XLHS12315131	152	208	XLHZTMP2315
260 x 203 x 100	XLHS12620101	170	259	XLHZTMP2620
260 x 203 x 152	XLHS12620151	170	259	XLHZTMP2620
260 x 260 x 152	XLHS12626151	170	316	XLHZTMP2626
305 x 260 x 127	XLHS13026131	203	316	XLHZTMP3026
305 x 203 x 152	XLHS13020151	203	259	XLHZTMP3020
305 x 260 x 152	XLHS13026151	203	316	XLHZTMP3026
305 x 305 x 152	XLHS13030151	203	361	XLHZTMP3030
305 x 305 x 203	XLHS13030201	203	361	XLHZTMP3030
305 x 305 x 250	XLHS13030251	203	361	XLHZTMP3030
406 x 305 x 152	XLHS14030151	267	361	XLHZTMP4030
406 x 305 x 203	XLHS14030201	267	361	XLHZTMP4030
406 x 305 x 250	XLHS14030251	267	361	XLHZTMP4030
406 x 355 x 203	XLHS14035201	267	386	XLHZTMP4035
406 x 406 x 152	XLHS14040151	267	462	XLHZTMP4040
406 x 406 x 203	XLHS14040201	267	462	XLHZTMP4040
406 x 406 x 250	XLHS14040251	267	462	XLHZTMP4040
406 x 406 x 300	XLHS14040301	267	462	XLHZTMP4040
406 x 508 x 152	XLHS14050151	267	564	XLHZTMP4050
406 x 508 x 203	XLHS14050201	267	564	XLHZTMP4050
406 x 508 x 250	XLHS14050251	267	564	XLHZTMP4050
406 x 508 x 300	XLHS14050301	267	564	XLHZTMP4050
508 x 406 x 152	XLHS15040151	354	462	XLHZTMP5040
508 x 406 x 203	XLHS15040201	354	462	XLHZTMP5040
508 x 406 x 250	XLHS15040251	354	462	XLHZTMP5040
508 x 406 x 300	XLHS15040351	354	462	XLHZTMP5040
508 x 508 x 152	XLHS15050151	354	564	XLHZTMP5050
508 x 508 x 203	XLHS15050201	354	564	XLHZTMP5050
508 x 508 x 250	XLHS15050251	354	564	XLHZTMP5050
508 x 508 x 300	XLHS15050301	354	564	XLHZTMP5050
508 x 610 x 203	XLHS15060201	354	666	XLHZTMP5060
508 x 610 x 250	XLHS15060251	354	666	XLHZTMP5060
508 x 610 x 300	XLHS15060301	354	666	XLHZTMP5060
610 x 406 x 152	XLHS16040151	445	462	XLHZTMP6040
610 x 406 x 203	XLHS16040201	445	462	XLHZTMP6040
610 x 406 x 250	XLHS16040251	445	462	XLHZTMP6040
610 x 406 x 300	XLHS16040301	445	462	XLHZTMP6040
610 x 508 x 152	XLHS16050151	445	564	XLHZTMP6050
610 x 508 x 203	XLHS16050201	445	564	XLHZTMP6050
610 x 508 x 250	XLHS16050251	445	564	XLHZTMP6050
610 x 508 x 300	XLHS16050301	445	564	XLHZTMP6050
610 x 610 x 152	XLHS16060151	445	666	XLHZTMP6060
610 x 610 x 203	XLHS16060201	445	666	XLHZTMP6060
610 x 610 x 250	XLHS16060251	445	666	XLHZTMP6060
610 x 610 x 300	XLHS16060301	445	666	XLHZTMP6060
610 x 610 x 400	XLHS16060401	445	666	XLHZTMP6060
610 x 762 x 203	XLHS16076201	456	818	XLHZTMP6076
610 x 762 x 250	XLHS16076251	456	818	XLHZTMP6076
610 x 762 x 300	XLHS16076301	456	818	XLHZTMP6076
610 x 762 x 400	XLHS16176401	456	818	XLHZTMP6076
762 x 508 x 203	XLHS17650201	608	563	XLHZTMP7650
762 x 508 x 250	XLHS17650251	608	563	XLHZTMP7650
762 x 508 x 300	XLHS17650301	608	563	XLHZTMP7650
762 x 610 x 203	XLHS17660201	608	665	XLHZTMP7660
762 x 610 x 250	XLHS17660251	608	665	XLHZTMP7660
762 x 610 x 300	XLHS17660301	608	665	XLHZTMP7660
762 x 610 x 400	XLHS17660401	608	665	XLHZTMP7660
762 x 762 x 203	XLHS17676201	608	818	XLHZTMP7676
762 x 762 x 250	XLHS17676251	608	818	XLHZTMP7676
762 x 762 x 300	XLHS17676301	608	818	XLHZTMP7676
762 x 762 x 400	XLHS17676401	608	818	XLHZTMP7676
800 x 610 x 203	XLHS18060201	500	655	XLHZTMP8060
800 x 610 x 250	XLHS18060251	500	655	XLHZTMP8060
800 x 610 x 300	XLHS18060301	500	655	XLHZTMP8060
800 x 610 x 400	XLHS18060401	500	665	XLHZTMP8060

*For a 304 stainless steel enclosure, change S1 to S2 in catalog number (i.e. XLVS10906051 becomes XLVS20906051).

For a RAL 7032 painted steel enclosure, change S1 to PS in catalog number (i.e. XLVS10906051 becomes XLVPS0906051). Consult factory for other RAL colors

§ Enclosure sizes are H x W x D. 20 inch deep enclosures available - consult factory.

†See Options and Accessories pages for more information.

††Fits enclosures with both vertical or horizontal mounting feet. For stainless steel or painted steel mounting plates, consult factory.

2E**Crouse-Hinds**
by **E.T.N**

Ex-CELL Stainless Steel and Painted Steel Enclosures

High performance, high reliability
enclosures for global applications

Cl. I, Div. 2, Groups A,B,C,D† Type 3S, 4, 4X
cULus to UL50 / C22.2 No. 94-M91 IP66
ATEX and IECEx Certified
GOST-R and GOST-K Certified

2E

Enclosure Size (mm) § (H x W x D)	Catalog Number	Fixing Center Vertical (mm)	Fixing Center Horizontal (mm)	Zinc Coated Steel Mounting Plate Catalog Number††
800 x 800 x 203	XLHS18080201	500	856	XLHZTMP8080
800 x 800 x 250	XLHS18080251	500	856	XLHZTMP8080
800 x 800 x 300	XLHS18080301	500	856	XLHZTMP8080
800 x 800 x 400	XLHS18080401	500	856	XLHZTMP8080
914 x 610 x 203	XLHS19060201	650	665	XLHZTMP9060
914 x 610 x 250	XLHS19060251	650	665	XLHZTMP9060
914 x 610 x 300	XLHS19060301	650	665	XLHZTMP9060
914 x 610 x 400	XLHS19060401	650	666	XLHZTMP9060
914 x 762 x 203	XLHS19076201	650	818	XLHZTMP9076
914 x 762 x 250	XLHS19076251	650	818	XLHZTMP9076
914 x 762 x 300	XLHS19076301	650	818	XLHZTMP9076
914 x 762 x 400	XLHS19076301	650	818	XLHZTMP9076
914 x 914 x 203	XLHS19090201	650	970	XLHZTMP9090
914 x 914 x 250	XLHS19090251	650	970	XLHZTMP9090
914 x 914 x 300	XLHS19090301	650	970	XLHZTMP9090
914 x 914 x 400	XLHS19090401	650	970	XLHZTMP9090
1000 x 610 x 203	XLHS110060201	700	665	XLHZTMP10060
1000 x 610 x 250	XLHS110060251	700	665	XLHZTMP10060
1000 x 610 x 300	XLHS110060301	700	665	XLHZTMP10060
1000 x 610 x 400	XLHS110060401	700	665	XLHZTMP10060
1000 x 800 x 203	XLHS11008020	700	856	XLHZTMP10080
1000 x 800 x 250	XLHS110080251	700	856	XLHZTMP10080
1000 x 800 x 300	XLHS110080301	700	856	XLHZTMP10080
1000 x 800 x 400	XLHS110080401	700	856	XLHZTMP10080
1000 x 1000 x 203	XLHS110010020	700	1056	XLHZTMP100100
1000 x 1000 x 250	XLHS1100100251	700	1056	XLHZTMP100100
1000 x 1000 x 300	XLHS1100100301	700	1056	XLHZTMP100100
1000 x 1000 x 400	XLHS1100100401	700	1056	XLHZTMP100100
1200 x 610 x 250	XLHS112060251	800	665	XLHZTMP12060
1200 x 610 x 300	XLHS112060301	800	665	XLHZTMP12060
1200 x 610 x 400	XLHS112060401	900	665	XLHZTMP12060
1200 x 800 x 250	XLHS112080251	800	856	XLHZTMP12080
1200 x 800 x 300	XLHS112080301	800	856	XLHZTMP12080
1200 x 800 x 400	XLHS112080401	900	856	XLHZTMP12080
1200 x 914 x 250	XLHS112090251	800	970	XLHZTMP12090
1200 x 914 x 300	XLHS112090301	800	970	XLHZTMP12090
1200 x 914 x 400	XLHS112090401	900	970	XLHZTMP12090
1200 x 1000 x 300	XLHS1120100301	800	1056	XLHZTMP120100
1200 x 1000 x 400	XLHS1120100401	900	1056	XLHZTMP120100
1200 x 1200 x 300	XLHS1120120301	800	1256	XLHZTMP120120
1200 x 1200 x 400	XLHS1120120401	900	1256	XLHZTMP120120
1524 x 914 x 300	XLHS115290301	1100	970	XLHZTMP15290
1524 x 914 x 400	XLHS115290401	1100	970	XLHZTMP15290
1600 x 1200 x 400	XLHS1160120401	1100	1256	XLHZTMP160120

*For a 304 stainless steel enclosure, change S1 to S2 in catalog number (i.e. XLVS10906051 becomes XLVS20906051).

For a RAL 7032 painted steel enclosure, change S1 to PS in catalog number (i.e. XLVS10906051 becomes XLVPS0906051). Consult factory for other RAL colors

§ Enclosure sizes are H x W x D. 20 inch deep enclosures available - consult factory.

†See Options and Accessories pages for more information.

††Fits enclosures with both vertical or horizontal mounting feet. For stainless steel or painted steel mounting plates, consult factory.

2E

High performance, high reliability enclosures for global applications

Cl. I, Div. 2, Groups A,B,C,D†
cULus to UL50 / C22.2 No. 94-M91
ATEX and IECEx Certified
GOST-R and GOST-K Certified

Type 3S, 4, 4X
IP66

Options for Ex-CELL Standard and Large

Padlockable Hasp (field-installable)

- Provides a secondary means of security and safety
- Manufactured from the same material grade as the enclosure
- Cat. # XLNPAHASP

Drawing Pockets

- Holders for engineering CAD drawings can be installed at the factory
- Cat. # SHS953324 - A4 Document Holder - Orange
- Cat. # SHS953326 - Letter Document Holder - Transparent
- Customer stainless steel drawing pockets available - consult factory

Silicone Gasket

- Provides an operating temperature of -55°C to +55°C
- To order, add suffix "SIL" to end of catalog number

Rain / Deluge Canopy (consult factory)

- Can be retrofitted to the enclosure as required using existing fixing positions

ID Tag - Label and Bracket (consult factory)

- Provides an effective solution for labeling enclosure assemblies with ID Tag Labels

Continuous Hinge (consult factory)

- Maintains door alignment by distributing open and close force along the entire length of the door
- Provides greater strength and support for larger door, ensuring years of smooth opening and closing
- Removable pin allows cover to be easily removed from enclosure

Swing Out Panels

- Panel swings clear from the front of the enclosure to provide access to electrical and electronic components that are mounted internally (non-hazardous only)

Window Kits

- Available in multiple sizes (listed below) for PLCs/monitors/metering, as well as other applications
- Window kits maintain NEMA 4X/IP66 rating when installed by our factory or an approved Eaton's Crouse-Hinds ATEX local assembler

Mounting Plates (Sub Plates)

- Stainless steel or painted steel mounting plates are available (consult factory)

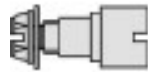
Accessories

Catalog Number	Window Kit Sizes
ACCS1WK53	5" x 3" (127 x 76mm)
ACCS1WK95	9" x 5.5" (229 x 140mm)
ACCS1WK133	13" x 3" (330 x 76mm)
ACCS1WK175	17" x 5.5" (432 x 140mm)
ACCS1WK1212	12" x 12" (305 x 305mm)
ACCS1WK1711	17" x 11" (432 x 279mm)
ACCS1WK2315	23" x 15" (584 x 383mm)
ACCS1WK2919	29" x 19" (737 x 483mm)
ACCS1WK3523	35" x 23" (889 x 584mm)

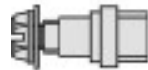
Accessories

Locking Cover Hardware

Catalog Number	Type
QBXLKSLOT	Slot Shape
QBXLKEE	Eastern European (D Shape)
QBXLKDBS	Double Bit Shape
QBXLKSQ8	Square 8mm
QBXLKSQ7	Square 7mm
QBXLKTR8	Triangular 8mm
QBXLKTR7	Triangular 7mm
QBXLKCW	Crown Shape
QBXLKWKI	Wing Knob Insert with Standard Key
QBXLKPAD	L Padlockable Handle 10mm



Slot Shape



Eastern European (D Shape)

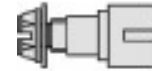


Ground Stud Kits

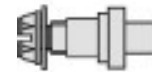
Catalog Number	Type
ACCBSESM10KIT	M10 Brass
ACCS1ESM10KIT	M10 Stainless Steel
ACCBSESM14KIT	M14 Brass

Stand-off Pillars

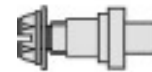
Catalog Number	Type	Inches
ACCSOP15	SP15	0.60
ACCSOP20	SP20	0.80
ACCSOP30	SP30	1.20



Double Bit Shape



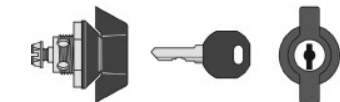
Square



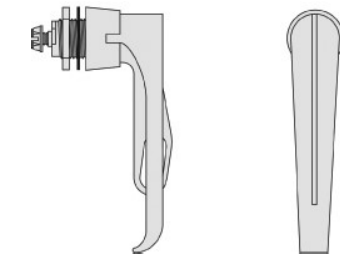
Triangular



Crown Shape



Wing Knob with Standard Key



L Padlockable Handle 10mm

†When terminal blocks or approved Class I, Division 2 devices are installed within the enclosure in accordance with NEC/CEC requirements. These enclosures are NOT explosionproof and will NOT contain an explosion. Installation of arcing and sparking devices which are not Class I, Division 2 rated or higher is NOT PERMITTED.