


Shielded Power Inductors – XEL6060



- AEC-Q200 Grade 1 qualified
- Extremely low DCR and ultra low AC losses for high switching frequencies (2 to 5 MHz)
- Superior current handling with soft saturation characteristics
- Can withstand high current spikes

Designer's Kit C466 contains 3 of each value

Core material Composite

Environment RoHS compliant, halogen free

Terminations RoHS compliant tin-silver (96.5/3.5) over copper. Other terminations available at additional cost.

Weight 1.23 – 1.31 g

Operating voltage 0 – 80 V

Ambient temperature –40°C to +125°C with (40°C rise) Irms current.

Maximum part temperature +165°C (ambient + temp rise). Derating.

Storage temperature Component: –55°C to +165°C.

Tape and reel packaging: –55°C to +80°C

Resistance to soldering heat Max three 40 second reflows at +260°C, parts cooled to room temperature between cycles

Moisture Sensitivity Level (MSL) 1 (unlimited floor life at <–30°C / 85% relative humidity)

Failures in Time (FIT) / Mean Time Between Failures (MTBF)

38 per billion hours / 26,315,789 hours, calculated per Telcordia SR-332

PCB washing Tested to MIL-STD-202 Method 215 plus an additional aqueous wash. See [Doc787_PCB_Washing.pdf](#).

Part number ¹	Inductance ² ±20% (µH)	DCR (mOhms) ³		SRF typ ⁴ (MHz)	Isat (A) ⁵			Irms (A) ⁶	
		typ	max		10% drop	20% drop	30% drop	20°C rise	40°C rise
XEL6060-331ME_	0.33	1.98	2.20	79.0	13.0	20.0	30.0	23.6	31.8
XEL6060-561ME_	0.56	2.60	2.90	59.0	11.0	17.0	23.0	20.6	27.7
XEL6060-821ME_	0.82	3.03	3.33	52.0	10.6	16.6	20.0	19.1	25.7
XEL6060-102ME_	1.0	3.70	4.07	47.0	9.80	15.3	20.0	17.2	23.2
XEL6060-152ME_	1.5	4.28	4.71	41.0	9.20	14.2	19.0	16.0	21.6
XEL6060-222ME_	2.2	6.10	6.70	33.0	7.60	11.7	16.0	13.4	18.1
XEL6060-272ME_	2.7	6.94	7.63	26.0	6.50	10.0	13.8	12.6	17.0
XEL6060-472ME_	4.7	13.65	15.02	23.0	5.60	8.5	11.4	9.0	12.1
XEL6060-682ME_	6.8	20.82	22.90	16.0	3.60	5.90	7.90	7.3	9.8
XEL6060-822ME_	8.2	22.71	24.98	15.0	3.50	5.70	7.60	7.0	9.4
XEL6060-123ME_	12.0	36.66	40.33	12.0	2.70	4.20	5.80	5.5	7.4

1. When ordering, please specify **termination** and **packaging** codes:

XEL6060-123ME**C**

Termination: E = RoHS compliant tin-silver over copper.

Special order: T = RoHS tin-silver-copper (95.5/4/0.5) or S = non-RoHS tin-lead (63/37).

Packaging: C = 7" machine-ready reel. EIA-481 embossed plastic tape (250 parts per full reel). Quantities less than full reel available: in tape (not machine ready) or with leader and trailer (\$25 charge).

D = 13" machine-ready reel. EIA-481 embossed plastic tape. Factory order only, not stocked (750 parts per full reel).

B = Less than full reel. In an effort to simplify our part numbering system, Coilcraft is eliminating the need for multiple packaging codes. When ordering, simply change the last letter of your part number from B to C.

2. Inductance tested at 1 MHz, 0.1 Vrms, 0 Adc.

3. DCR measured on a micro-ohmmeter.

4. SRF measured using Agilent/HP 4395A or equivalent.

5. DC current at 25°C that causes an inductance drop of 30% (typ) from its value without current.

[Click for temperature derating information.](#)

6. Current that causes the specified temperature rise from 25°C ambient. This information is for reference only and does not represent absolute maximum ratings. [Click for temperature derating information.](#)

7. Electrical specifications at 25°C.

Refer to Doc 362 "Soldering Surface Mount Components" before soldering.

Irms Testing

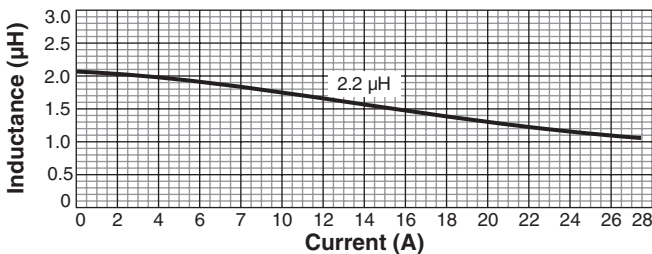
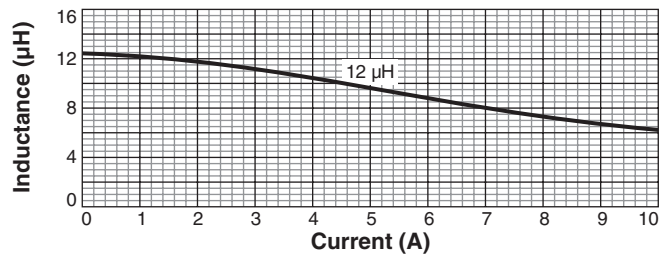
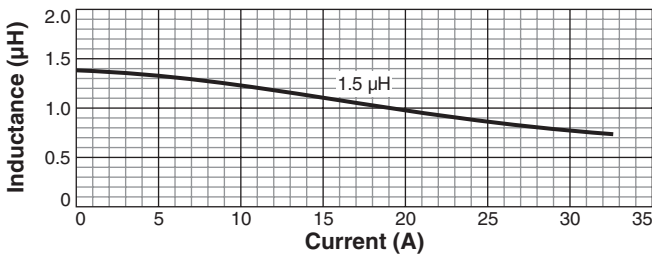
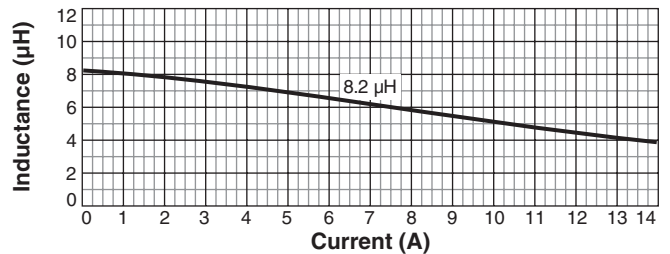
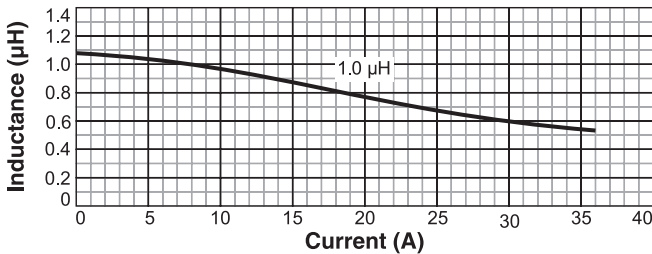
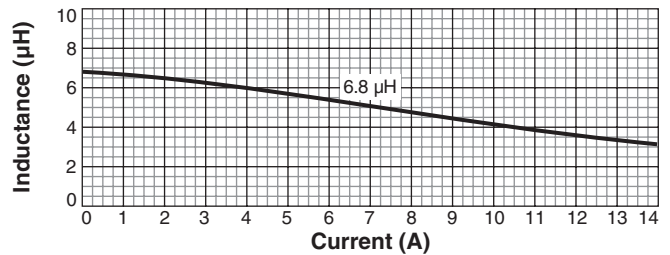
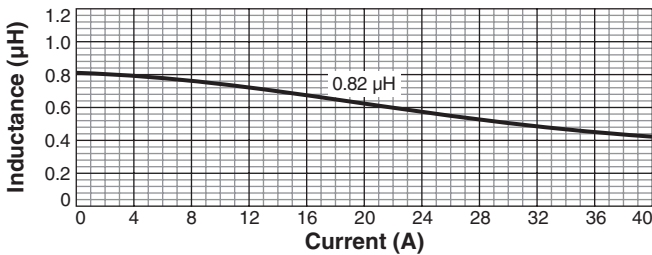
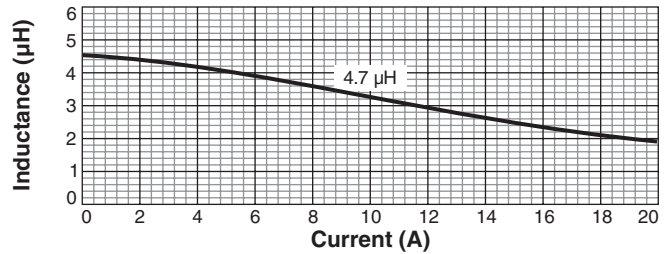
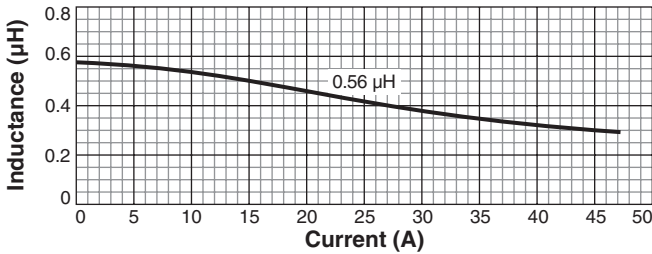
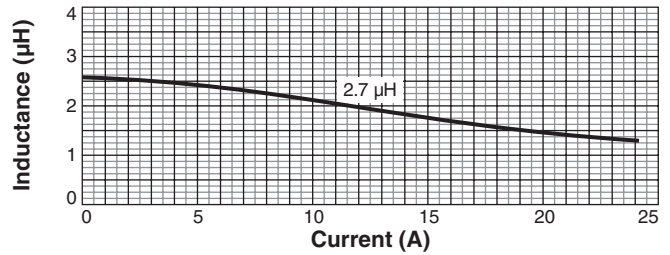
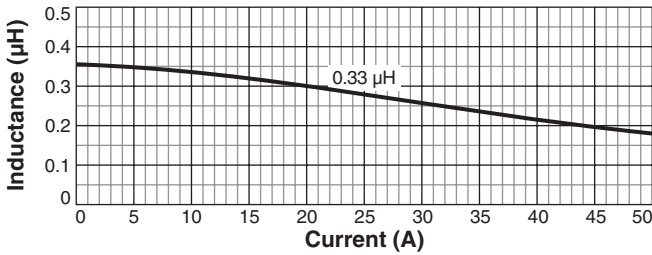
Irms testing was performed on 0.75 inch wide x 0.25 inch thick copper traces in still air.

Temperature rise is highly dependent on many factors including pcb land pattern, trace size, and proximity to other components. Therefore temperature rise should be verified in application conditions.

HIGH TEMPERATURE

Shielded Power Inductors – XEL6060

L vs Current



US +1-847-639-6400 sales@coilcraft.com
UK +44-1236-730595 sales@coilcraft-europe.com
Taiwan +886-2-2264 3646 sales@coilcraft.com.tw
China +86-21-6218 8074 sales@coilcraft.com.cn
Singapore + 65-6484 8412 sales@coilcraft.com.sg

Document 1359-2 Revised 06/02/20

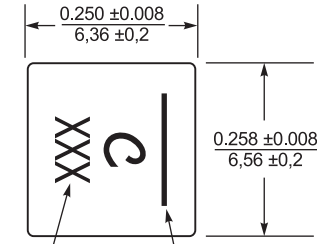
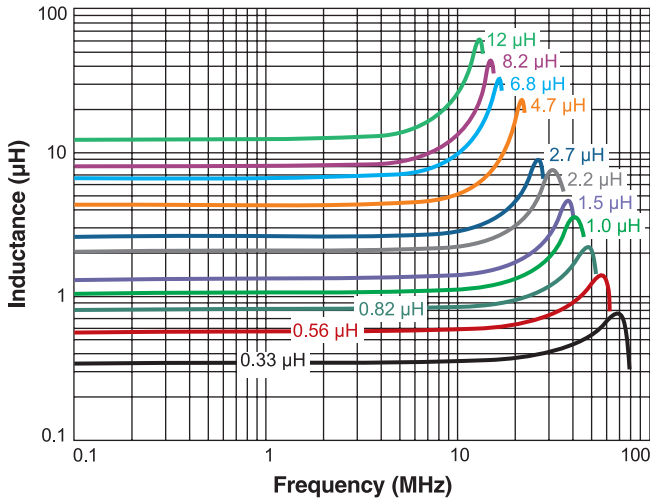
© Coilcraft Inc. 2020

This product may not be used in medical or high risk applications without prior Coilcraft approval. Specification subject to change without notice. Please check web site for latest information.

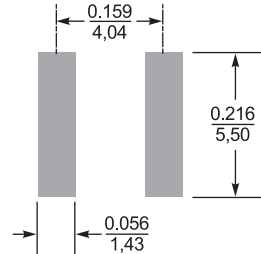
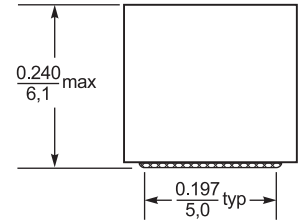
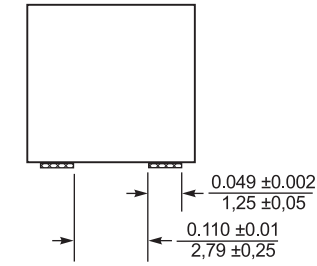
HIGH TEMPERATURE

Shielded Power Inductors – XEL6060

L vs Frequency



Dash number
Indicates direction of terminals and start (short) lead. Connect high dv/dt here for lowest EMI.



Recommended Land Pattern

Dimensions are in $\frac{\text{inches}}{\text{mm}}$

Packaging 250/7" reel; 750/13" reel Plastic tape: 16 mm wide, 0.3 mm thick, 8 mm pocket spacing, 6.23 mm pocket depth



Mouser Electronics

Authorized Distributor

Click to View Pricing, Inventory, Delivery & Lifecycle Information:

Coilcraft:

[XEL6060-102MEB](#) [XEL6060-102MEC](#) [XEL6060-102MED](#) [XEL6060-123MEB](#) [XEL6060-123MEC](#) [XEL6060-123MED](#)

[XEL6060-822MEB](#) [XEL6060-822MEC](#) [XEL6060-822MED](#) [XEL6060-682MEB](#) [XEL6060-682MEC](#) [XEL6060-682MED](#)

[XEL6060-821MEB](#) [XEL6060-821MEC](#) [XEL6060-821MED](#) [XEL6060-472MEB](#) [XEL6060-472MEC](#) [XEL6060-472MED](#)

[XEL6060-561MEB](#) [XEL6060-561MEC](#) [XEL6060-561MED](#) [XEL6060-272MEB](#) [XEL6060-272MEC](#) [XEL6060-272MED](#)

[XEL6060-331MEB](#) [XEL6060-331MEC](#) [XEL6060-331MED](#) [XEL6060-152MEB](#) [XEL6060-152MEC](#) [XEL6060-152MED](#)

[XEL6060-222MEB](#) [XEL6060-222MEC](#) [XEL6060-222MED](#)