


# WCB / WCBF / NCB Series

## Welded Ceramic Housed Axial Leaded Wirewound Resistor

### Features:

- Welded element on ceramic core
- Low noise, high reliability compared to fiberglass core wirewounds
- Fireproof power wirewound
- High thermal conductivity
- NWCB – Non-inductively Ayrton Perry winding
- Body standoffs available; add “F” after WCB
- 100% RoHS compliant and lead free without exemption
- Halogen free
- REACH compliant

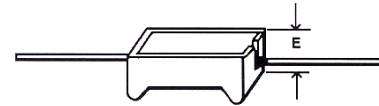
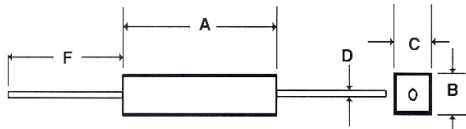


### Electrical Specifications

Type/Code	Power Rating (W) @ 70°C	TCR (ppm/°C)	Ohmic Range (Ω) and Tolerance		
			0.5%	1%	5%
WCB5, WCBF5	5	0.1Ω to 10Ω ± 50 ppm/°C > 10Ω ± 20 ppm/°C	1 - 10K	0.1 - 10K	
WCB7, WCBF7	7		1 - 15K	0.1 - 15K	
WCB10, WCBF10	10		1 - 20K	0.1 - 20K	
WCB15, WCBF15	15				
WCB20, WCBF20	20		-	0.1 - 4.7K 0.1 - 7.5K	
WCB25, WCBF25	25				
NWCB5	5				
NWCB7	7				
NWCB10	10				
NWCB15	15		0.1 - 10K		
NWCB20	20				
NWCB25	25				

Max Voltage Rating =  $\sqrt{P \cdot R}$

### Mechanical Specifications

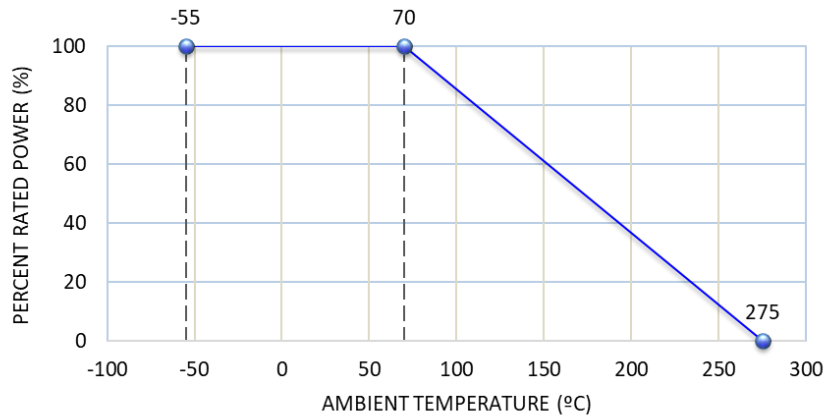


Type/Code	A Body Length	B Height	C Width	D Lead Diameter	E (WCBF only)	F Lead Length	Unit
WCB5, WCBF5, NCB5	0.875 ± 0.039 22.23 ± 0.99	0.375 ± 0.039 9.53 ± 0.99	0.375 ± 0.039 9.53 ± 0.99	0.032 ± 0.002 0.81 ± 0.05	0.410 ± 0.039 10.41 ± 0.99	1.500 ± 0.250 38.10 ± 6.35	inches mm
WCB7, WCBF7, NCB7	1.400 ± 0.039 35.56 ± 0.99	0.375 ± 0.039 9.53 ± 0.99	0.375 ± 0.039 9.53 ± 0.99	0.032 ± 0.002 0.81 ± 0.05	0.450 ± 0.039 11.43 ± 0.99	1.500 ± 0.250 38.10 ± 6.35	inches mm
WCB10, WCBF10, NCB10	1.875 ± 0.039 47.63 ± 0.99	0.375 ± 0.039 9.53 ± 0.99	0.375 ± 0.039 9.53 ± 0.99	0.032 ± 0.002 0.81 ± 0.05	0.470 ± 0.039 11.94 ± 0.99	1.500 ± 0.250 38.10 ± 6.35	inches mm
WCB15, WCBF15, NCB15	1.875 ± 0.039 47.63 ± 0.99	0.500 ± 0.039 12.70 ± 0.99	0.500 ± 0.039 12.70 ± 0.99	0.032 ± 0.002 0.81 ± 0.05	0.610 ± 0.039 15.49 ± 0.99	1.500 ± 0.250 38.10 ± 6.35	inches mm
WCB20, NCB20	2.500 ± 0.039 63.50 ± 0.99	0.500 ± 0.039 12.70 ± 0.99	0.500 ± 0.039 12.70 ± 0.99	0.032 ± 0.002 0.81 ± 0.05	-	1.500 ± 0.250 38.10 ± 6.35	inches mm
WCBF20	2.355 ± 0.039 59.82 ± 0.99	-	0.570 ± 0.039 14.48 ± 0.99	0.032 ± 0.002 0.81 ± 0.05	0.660 ± 0.039 16.76 ± 0.99	1.500 ± 0.250 38.10 ± 6.35	inches mm
WCB25, NCB25	2.500 ± 0.039 63.50 ± 0.99	0.500 ± 0.039 12.70 ± 0.99	0.500 ± 0.039 12.70 ± 0.99	0.032 ± 0.002 0.81 ± 0.05	-	1.500 ± 0.250 38.10 ± 6.35	inches mm
WCBF25	2.355 ± 0.039 59.82 ± 0.99	-	0.570 ± 0.039 14.48 ± 0.99	0.032 ± 0.002 0.81 ± 0.05	0.660 ± 0.039 16.76 ± 0.99	1.500 ± 0.250 38.10 ± 6.35	inches mm

Performance Characteristics	
Test	Test Results
Moisture Resistance	± 5%
Thermal Shock	± 2%
Load Life @ 70°C - 1000 hours	± 5%
Resistance to Soldering Heat	± 2%
Short Time Overload - 5 X Pn for 5 seconds	± 2%
Dielectric Withstanding Voltage	± 2%

Operating Temperature Range: -55°C to +275°C

Power Derating Curve:



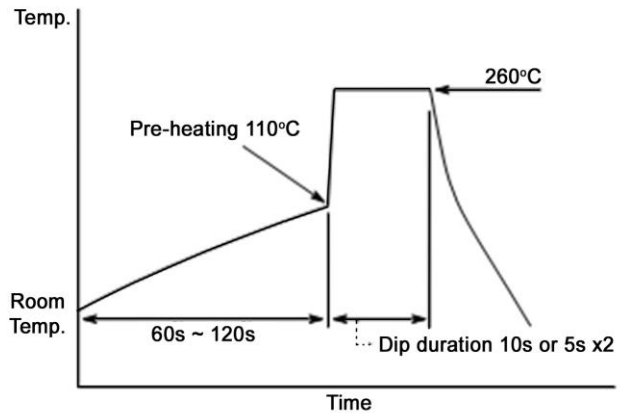
### Recommended Soldering Condition

Flow Soldering:

- Pre-heating: 110°C MAX
- Peak temperature/duration: 260°C within 10 seconds (1<sup>st</sup>, 2<sup>nd</sup> wave total)
- Temperature profile (see chart on the right)

Iron Soldering:

- 380°C, 5 seconds, once/terminal



### RoHS Compliance

Stackpole Electronics has joined the worldwide effort to reduce the amount of lead in electronic components and to meet the various regulatory requirements now prevalent, such as the European Union's directive regarding "Restrictions on Hazardous Substances" (RoHS 3). As part of this ongoing program, we periodically update this document with the status regarding the availability of our compliant components. All our standard part numbers are compliant to EU Directive 2011/65/EU of the European Parliament as amended by Directive (EU) 2015/863/EU as regards the list of restricted substances.

RoHS Compliance Status						
Standard Product Series	Description	Package / Termination Type	Standard Series RoHS Compliant	Lead-Free Termination Composition	Lead-Free Mfg. Effective Date (Std Product Series)	Lead-Free Effective Date Code (YY/WW)
WCB	Ceramic Housed with Axial Leads Wirewound Resistor	Axial	Yes	100% Matte Sn	Jan-06	06/01
WCBF	Ceramic Housed with Axial Leads Wirewound Resistor	Axial	Yes	100% Matte Sn	Always	Always

### "Conflict Metals" Commitment

We at Stackpole Electronics, Inc. are joined with our industry in opposing the use of metals mined in the "conflict region" of the Eastern Democratic Republic of the Congo (DRC) in our products. Recognizing that the supply chain for metals used in the electronics industry is very complex, we work closely with our own suppliers to verify to the extent possible that the materials and products we supply do not contain metals sourced from this conflict region. As such, we are in compliance with the requirements of Dodd-Frank Act regarding Conflict Minerals.

### Compliance to "REACH"

We certify that all passive components supplied by Stackpole Electronics, Inc. are SVHC (Substances of Very High Concern) free and compliant with the requirements of EU Directive 1907/2006/EC, "The Registration, Evaluation, Authorization and Restriction of Chemicals", otherwise referred to as REACH. Contact us for complete list of REACH Substance Candidate List.

### Environmental Policy

It is the policy of Stackpole Electronics, Inc. (SEI) to protect the environment in all localities in which we operate. We continually strive to improve our effect on the environment. We observe all applicable laws and regulations regarding the protection of our environment and all requests related to the environment to which we have agreed. We are committed to the prevention of all forms of pollution.

## How to Order

