



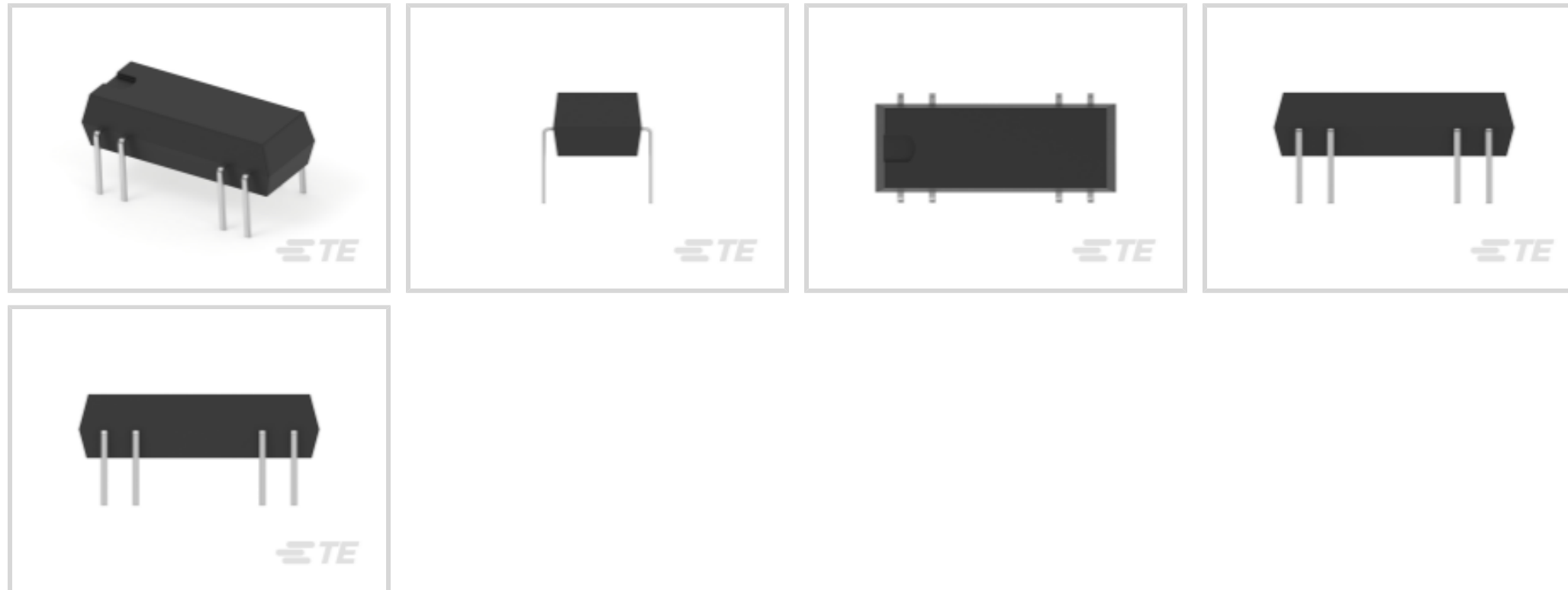
Axicom | Axicom Reed Relay V23100 -V4

TE Internal #: 1393763-4

Signal Relays, 24 VDC Contact Voltage, 50mW Coil Power Rating DC, Printed Circuit Board, 5VDC Coil Voltage Rating, Axicom Reed Relay V23100 -V4

[View on TE.com >](#)

Relays & Contactors > Relays > Signal Relays



Contact Voltage Rating: **24 VDC**

Coil Power Rating DC: **50 mW**

Product Mount Type: **Printed Circuit Board**

Coil Voltage Rating: **5 VDC**

Contact Current Rating: **1 A**

## Features

### Configuration Features

Contact Special Features	Reed Contacts
Coil Special Features	Diode
Contact Arrangement	1 Form A (NO)
Contact Number of Poles	1

### Electrical Characteristics

Insulation Initial Dielectric Between Open Contacts	250 Vrms
Contact Limiting Making Current	.4 A
Contact Limiting Short-Time Current	.4 A
Contact Limiting Continuous Current	1 A
Insulation Initial Dielectric Between Contacts & Coil	1500 Vrms
Input Voltage	100 VAC
Contact Limiting Breaking Current	.4 A
Contact Switching Load (Min)	10mA @ .01V
Coil Resistance	500 Ω



Contact Voltage Rating	24 VDC
Coil Power Rating DC	50 mW
Coil Voltage Rating	5 VDC
Contact Current Rating	1 A
Contact Switching Voltage (Max)	200 VDC

### Body Features

Product Weight	1.4 g[.0494 oz]
----------------	-----------------

### Contact Features

Contact Plating Material	Ruthenium
Contact Material	Ruthenium

### Termination Features

Relay Connection Type	PCB Termination
Terminal Configuration	PCB Pins

### Mechanical Attachment

Product Mount Type	Printed Circuit Board
--------------------	-----------------------

### Dimensions

Product Width	6.4 mm[.251 in]
Product Length	19.3 mm[.759 in]
Product Height	5.1 mm[.2 in]

### Usage Conditions

Environmental Category of Protection	RTIII
Environmental Ambient Temperature (Max)	85 °C[85 °F]
Operating Temperature Range	-40 – 85 °C

### Operation/Application

Actuating System	DC
Solder Process	Wave Solder
Performance Type	Standard
Coil Magnetic System	Monostable

### Packaging Features

Packaging Method	Box & Tube, Tube
------------------	------------------

### Other



Length Class (Mechanical)	16 – 20 mm
Environmental Ambient Temperature Class	70 – 85 °C
Height Class (Mechanical)	0 – 6 mm
Coil Power Rating Class	0 – 100 mW
Width Class (Mechanical)	6 – 8 mm
Contact Current Class	0 – 2 A

## Product Compliance

[For compliance documentation, visit the product page on TE.com>](#)

EU RoHS Directive 2011/65/EU	Compliant
EU ELV Directive 2000/53/EC	Compliant
China RoHS 2 Directive MIIT Order No 32, 2016	No Restricted Materials Above Threshold
EU REACH Regulation (EC) No. 1907/2006	Current ECHA Candidate List: JUNE 2024 (241) Candidate List Declared Against: JUNE 2023 (235) Does not contain REACH SVHC
Halogen Content	Low Halogen - Br, Cl, F, I < 900 ppm per homogenous material. Also BFR/CFR/PVC Free
Solder Process Capability	Wave solder capable to 265°C



### Product Compliance Disclaimer

This information is provided based on reasonable inquiry of our suppliers and represents our current actual knowledge based on the information they provided. This information is subject to change. The part numbers that TE has identified as EU RoHS compliant have a maximum concentration of 0.1% by weight in homogenous materials for lead, hexavalent chromium, mercury, PBB, PBDE, DBP, BBP, DEHP, DIBP, and 0.01% for cadmium, or qualify for an exemption to these limits as defined in the Annexes of Directive 2011/65/EU (RoHS2). Finished electrical and electronic equipment products will be CE marked as required by Directive 2011/65/EU. Components may not be CE marked. Additionally, the part numbers that TE has identified as EU ELV compliant have a maximum concentration of 0.1% by weight in homogenous materials for lead, hexavalent chromium, and mercury, and 0.01% for cadmium, or qualify for an exemption to these limits as defined in the Annexes of Directive 2000/53/EC (ELV). Regarding the REACH Regulation, the information TE provides on SVHC in articles for this part number is based on the latest European Chemicals Agency (ECHA) 'Guidance on requirements for substances in articles' posted at this URL: <https://echa.europa.eu/guidance-documents/guidance-on-reach>

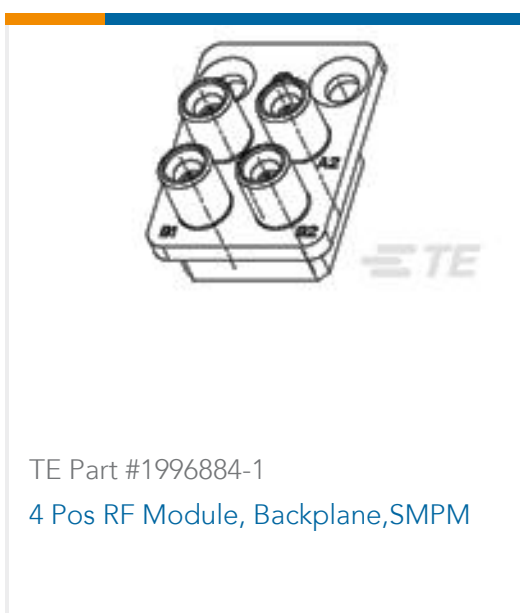
## Compatible Parts



### Also in the Series | Axicom Reed Relay V23100 -V4



### Customers Also Bought





## Documents

### CAD Files

#### 3D PDF

3D

Customer View Model

[ENG\\_CVM\\_CVM\\_1393763-4\\_B.2d\\_dxf.zip](#)

English

Customer View Model

[ENG\\_CVM\\_CVM\\_1393763-4\\_B.3d\\_igs.zip](#)

English

Customer View Model

[ENG\\_CVM\\_CVM\\_1393763-4\\_B.3d\\_stp.zip](#)

English

By downloading the CAD file I accept and agree to the [Terms and Conditions](#) of use.

### Datasheets & Catalog Pages

[Reed Relay V23100-V4](#)

English

### Product Specifications

[Product Specification](#)

English

[Definitions General Purpose Relays](#)

English