

UMPT-XX-XX.X-XX-V-X-X-X-X-XR

NO. OF POSITIONS
-02, -03, -04, -05,
-06, 07, -08, -09, -10

LEAD STYLE
-01.5: 1.5 mm
-02.5: 2.5mm
-06.5: 6.5 mm
-07.5: 7.5mm
-12.5: 12.5mm

PLATING
-T: MATTE TIN
-G: 10µ" SELECTIVE GOLD IN CONTACT AREA, 3µ" GOLD ON TAIL
-L: 10µ" SELECTIVE GOLD IN CONTACT AREA, MATTE TIN ON TAIL
-S: 30µ" SELECTIVE GOLD IN CONTACT AREA, MATTE TIN ON TAIL
*-SL: 30µ" SELECTIVE GOLD ON CONTACT CARE, TIN LEAD ON TAIL

TAPE & REEL (SEE NOTES 3 & 4)
-TR: TAPE & REEL
-FR: FULL REEL QTY TAPE & REEL

LATCH OPTIONS
(LEAVE BLANK FOR NO LATCH)
(ONLY AVAILABLE ON -02.5 LEAD STYLE)
(MUST CHOOSE WELD TAB OPTION)
-P: PLASTIC TOP LATCH
-M: METAL SIDE LATCHES
WELD TAB OPTIONS
(LEAVE BLANK FOR NO WELD TAB)
†-W: WELD TAB THROUGH HOLE
(REQUIRED FOR 12.5 LEAD STYLE)
HOT PLUG
(LEAVE BLANK FOR NO HOT PLUG)
(UNAVAILABLE FOR PLASTIC TOP LATCH)
*-H: HOT PLUG PIN 1

TAIL
†-S: SURFACE MOUNT
*-1: THROUGH HOLE FOR 1.57 [.062]PCB
*-2: THROUGH HOLE FOR 2.36 [.093]PCB

ORIENTATION
†-V: VERTICAL

(* = NOT TOOLED)
(** = NOT RELEASED)
(† = SEE NOTE 5)

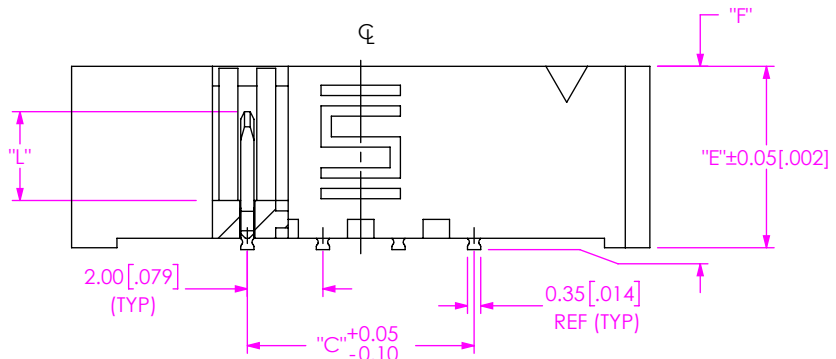
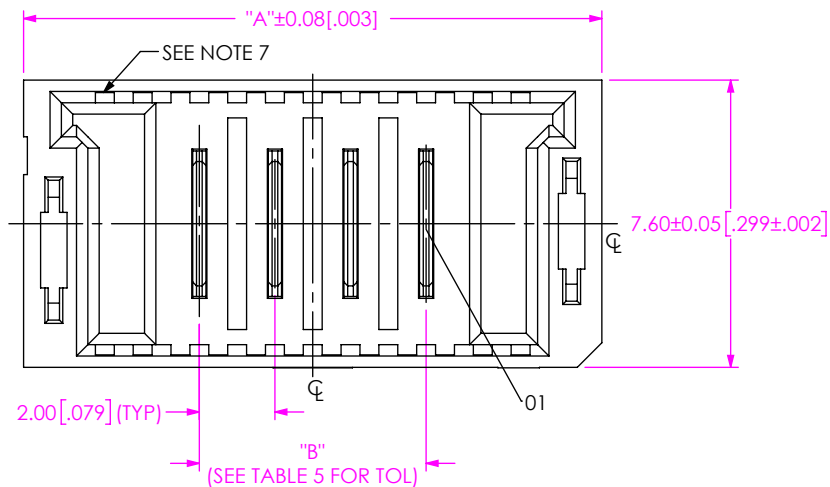
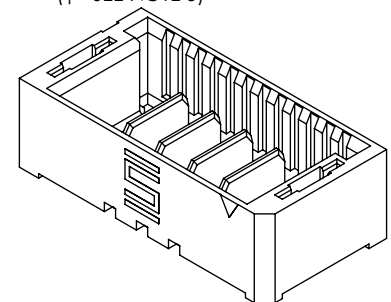
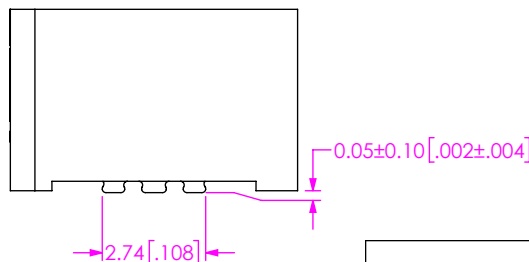


FIG 1
UMPT-04-01.5-X-V-S-XR SHOWN



No OF POSITIONS	"A"	"B"	"C"	"D"	"J"
-02	11.30 [.445]	2.00 [.079]	2.00 [.079]	9.70 [.382]	1.59 [.062]
-03	13.30 [.524]	4.00 [.157]	4.00 [.157]	11.70 [.461]	2.59 [.102]
-04	15.30 [.602]	6.00 [.236]	6.00 [.236]	13.70 [.539]	3.59 [.141]
-05	17.30 [.681]	8.00 [.315]	8.00 [.315]	15.70 [.618]	4.59 [.181]
-06	19.30 [.760]	10.00 [.394]	10.00 [.394]	17.70 [.697]	5.59 [.220]
-07	21.30 [.839]	12.00 [.472]	12.00 [.472]	19.70 [.776]	6.59 [.259]
-08	23.30 [.917]	14.00 [.551]	14.00 [.551]	21.70 [.854]	7.59 [.299]
-09	25.30 [.996]	16.00 [.630]	16.00 [.630]	23.70 [.933]	8.59 [.338]
-10	27.30 [1.075]	18.00 [.709]	18.00 [.709]	25.70 [1.012]	9.59 [.377]

STACK HEIGHT			
UMPT LEAD STYLE	UMPS LEAD STYLE		
	-03.5	-05.5	-07.5
-01.5	5.00 [0.197]	7.00 [0.276]	9.00 [0.354]
-02.5	6.00 [0.236]	8.00 [0.315]	10.00 [0.394]
-06.5	10.00 [0.394]	12.00 [0.472]	14.00 [0.551]
-07.5	11.00 [0.433]	13.00 [0.512]	15.00 [0.591]
-12.5	16.00 [0.630]	18.00 [0.709]	20.00 [0.787]

LEAD STYLE	HOT PLUG OPTION	"E"	"F"	"G"	"K"	"L"
-01.5	BLANK	4.80 [.189]	4.85 [.191]	4.93 [.194]	N/A	2.35 [.093]
	-H	4.80 [.189]	4.85 [.191]	4.93 [.194]	1.50 [.059]	2.35 [.093]
-02.5	BLANK	5.80 [.228]	5.85 [.230]	5.93 [.233]	N/A	2.60 [.102]
	-H	5.80 [.228]	5.85 [.230]	5.93 [.233]	1.75 [.069]	2.60 [.102]
-06.5	BLANK	9.55 [.376]	9.60 [.378]	9.68 [.381]	N/A	2.60 [.102]
	-H	9.55 [.376]	9.60 [.378]	9.68 [.381]	1.75 [.069]	2.60 [.102]
-07.5	BLANK	10.80 [.425]	10.85 [.427]	10.93 [.430]	N/A	2.60 [.102]
	-H	10.80 [.425]	10.85 [.427]	10.93 [.430]	1.75 [.069]	2.60 [.102]
-12.5	BLANK	15.80 [.622]	15.85 [.624]	15.93 [.627]	N/A	2.60 [.102]
	-H	15.80 [.622]	15.85 [.624]	15.93 [.627]	1.75 [.069]	2.60 [.102]

LEAD STYLE	"B" TOL.
-01.5	+0.08/-0.05
-02.5	+0.08/-0.05
-06.5	+0.05/-0.05
-07.5	+0.05/-0.05
-12.5	+0.05/-0.10

- NOTES:
1. NOTE DELETED.
2. PARTS TO BE PACKAGED IN TAPE & REEL.
3. ORDERS WILL BE PACKAGED ACCORDING TO THE SAMTEC PACKAGING EFFICIENCY STANDARDS (SPES) FOUND ON WWW.SAMTEC.COM
4. ATTACH LABEL TO EACH REEL.
5. PREVIOUS CALLOUTS -VT, -SM, -WT, AVAILABLE TO EXISTING CUSTOMERS ONLY.
6. K-DOT SUPPLIED AS STANDARD, -K PART NUMBER OPTION AVAILABLE TO EXISTING CUSTOMER ONLY.
7. SLOTS ONLY AVAILABLE FOR -01.5 LEAD STYLE.

PROPRIETARY NOTE
THIS DOCUMENT CONTAINS CONFIDENTIAL AND PROPRIETARY INFORMATION AND ALL DESIGN, MANUFACTURING, REPRODUCTION, USE, PATENT RIGHTS AND SALES RIGHTS ARE EXPRESSLY RESERVED BY SAMTEC, INC. THIS DOCUMENT SHALL NOT BE DISCLOSED, IN WHOLE OR PART, TO ANY UNAUTHORIZED PERSON OR ENTITY NOR REPRODUCED, TRANSFERRED OR INCORPORATED IN ANY OTHER PROJECT IN ANY MANNER WITHOUT THE EXPRESS WRITTEN CONSENT OF SAMTEC, INC.

DO NOT SCALE DRAWING
SHEET SCALE: 5:1

MATERIAL:
INSULATOR: LCP
CONTACT: COPPER ALLOY
WELD TAB: COPPER ALLOY



520 PARK EAST BLVD, NEW ALBANY, IN 47150
PHONE: 812-944-6733 FAX: 812-948-5047
e-Mail info@SAMTEC.com code 55322

DESCRIPTION:
ULTRA MICRO POWER TERMINAL

DWG. NO.
UMPT-XX-XX.X-XX-V-X-X-X-X-XR

BY: JOE Z 03/22/2017 SHEET 1 OF 4

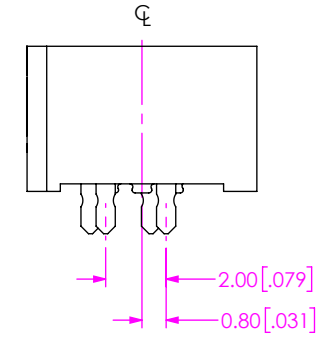
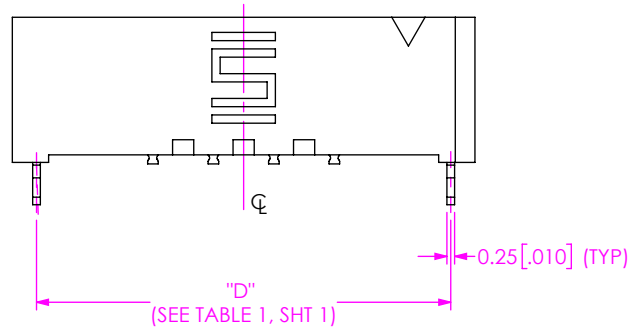
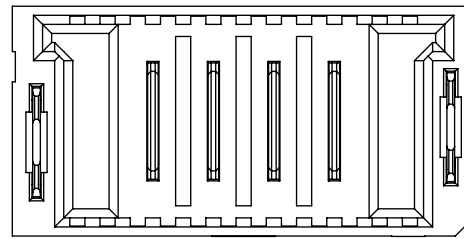
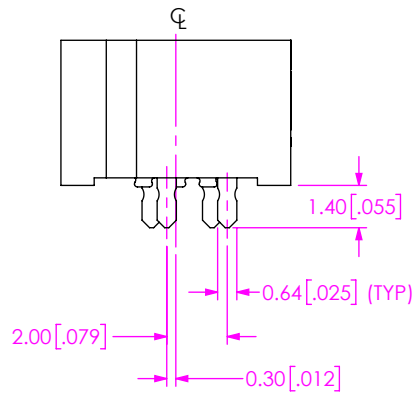
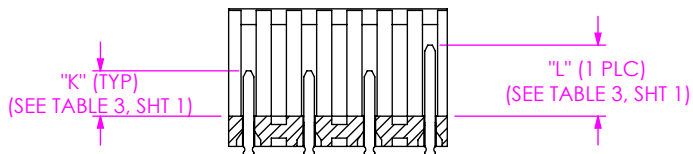
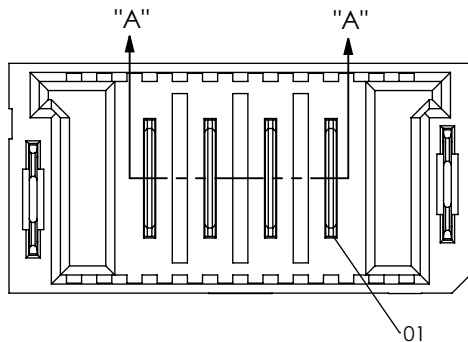


FIG 2
UMPT-04-01.5-XX-V-S-W-XR SHOWN
(DIFFERENT AS SHOWN, OTHERWISE SAME AS FIG 1)



SECTION "A"-"A"
SCALE 4 : 1
FIG 4
UMPT-04-01.5-XX-V-S-H-W-XR SHOWN
(DIFFERENT AS SHOWN, OTHERWISE SAME AS FIG 1 & 2)

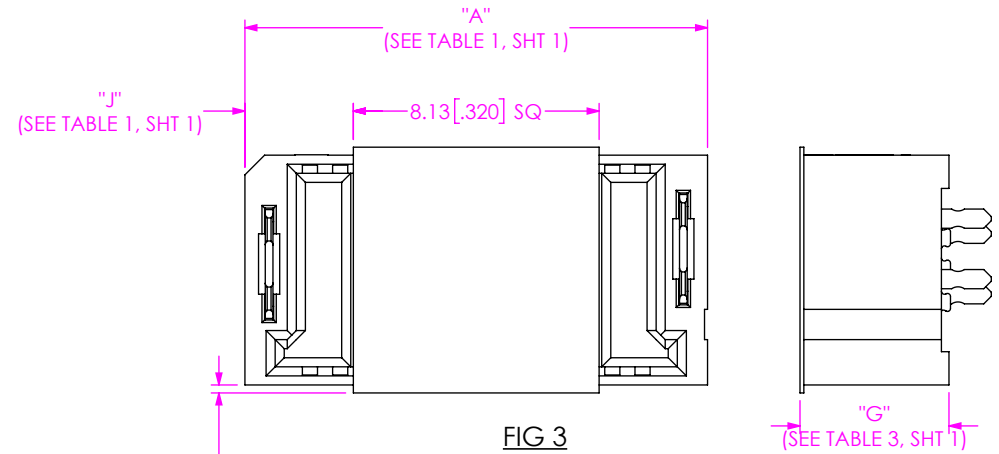


FIG 3
UMPT-04-01.5-XX-V-S-W-XR SHOWN
(DIFFERENT AS SHOWN, OTHERWISE SAME AS FIG 2)

PROPRIETARY NOTE
THIS DOCUMENT CONTAINS CONFIDENTIAL AND PROPRIETARY INFORMATION AND ALL DESIGN, MANUFACTURING, REPRODUCTION, USE, PATENT RIGHTS AND SALES RIGHTS ARE EXPRESSLY RESERVED BY SAMTEC, INC. THIS DOCUMENT SHALL NOT BE DISCLOSED, IN WHOLE OR PART, TO ANY UNAUTHORIZED PERSON OR ENTITY NOR REPRODUCED, TRANSFERRED OR INCORPORATED IN ANY OTHER PROJECT IN ANY MANNER WITHOUT THE EXPRESS WRITTEN CONSENT OF SAMTEC, INC.



520 PARK EAST BLVD, NEW ALBANY, IN 47150
PHONE: 812-944-6733 FAX: 812-948-5047
e-Mail info@SAMTEC.com code 55322

SHEET SCALE: 2:1

DESCRIPTION:
ULTRA MICRO POWER TERMINAL

DWG. NO.
UMPT-XX-XX.X-XX-V-X-X-X-X-XR

BY: JOE Z 03/22/2017 SHEET 2 OF 4




FIG 5
UMPT-04-02.5-XX-V-S-W-P-XR SHOWN
(DIFFERENT AS SHOWN, OTHERWISE SAME AS FIG 2)

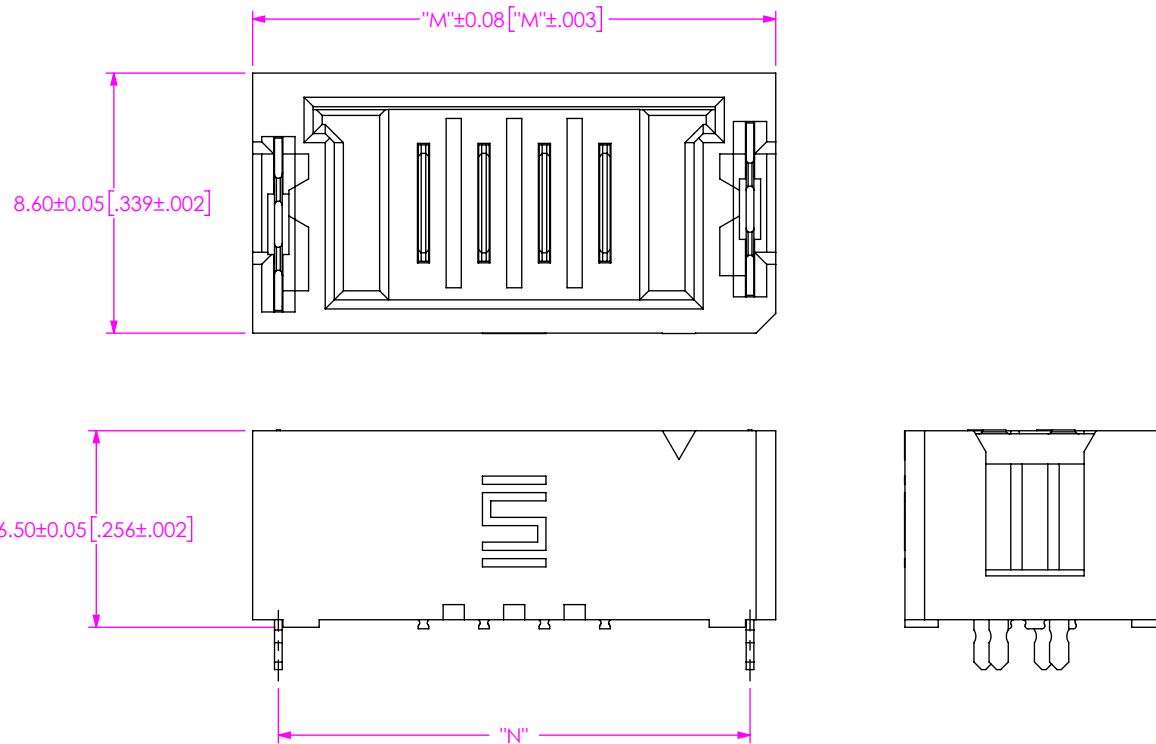


FIG 6
UMPT-04-02.5-XX-V-S-W-M-XR SHOWN
(DIFFERENT AS SHOWN, OTHERWISE SAME AS FIG 2)

TABLE 4		
No OF POSITIONS	"M"	"N"
-02	13.30 [.524]	11.600 [.4567]
-03	15.30 [.602]	13.600 [.5354]
-04	17.30 [.681]	15.600 [.6142]
-05	19.30 [.760]	17.600 [.6929]
-06	21.30 [.839]	19.600 [.7717]
-07	23.30 [.917]	21.600 [.8504]
-08	25.30 [.996]	23.600 [.9291]
-09	27.30 [1.075]	25.600 [1.0079]
-10	29.30 [1.154]	27.600 [1.0866]

PROPRIETARY NOTE
THIS DOCUMENT CONTAINS CONFIDENTIAL AND PROPRIETARY INFORMATION AND ALL DESIGN, MANUFACTURING, REPRODUCTION, USE, PATENT RIGHTS AND SALES RIGHTS ARE EXPRESSLY RESERVED BY SAMTEC, INC. THIS DOCUMENT SHALL NOT BE DISCLOSED, IN WHOLE OR PART, TO ANY UNAUTHORIZED PERSON OR ENTITY NOR REPRODUCED, TRANSFERRED OR INCORPORATED IN ANY OTHER PROJECT IN ANY MANNER WITHOUT THE EXPRESS WRITTEN CONSENT OF SAMTEC, INC.

samtec
520 PARK EAST BLVD, NEW ALBANY, IN 47150
PHONE: 812-944-6733 FAX: 812-948-5047
e-Mail info@SAMTEC.com code 55322

DO NOT SCALE DRAWING
SHEET SCALE: 5:1

DESCRIPTION: ULTRA MICRO POWER TERMINAL

DWG. NO. UMPT-XX-XX.X-XX-V-X-X-X-X-XR

BY: JOE Z 03/22/2017 SHEET 3 OF 4

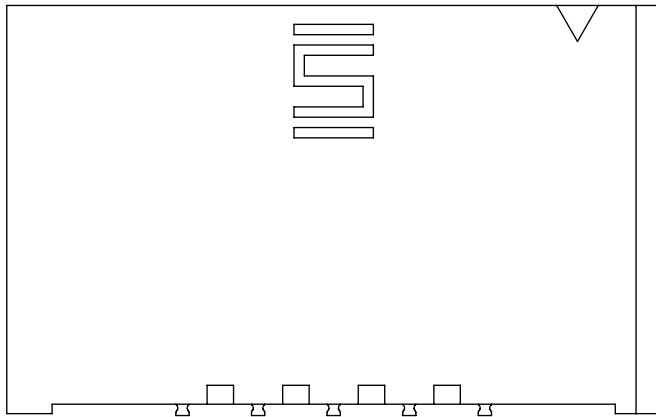
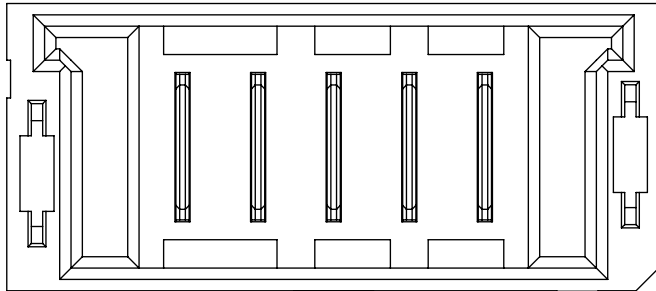


FIG 7
 UMPT-05-07.5-XX-V-S-XR SHOWN
 (DIFFERENT AS SHOWN, OTHERWISE SAME AS FIG 1)

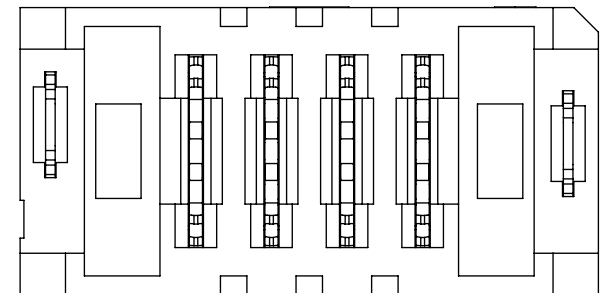
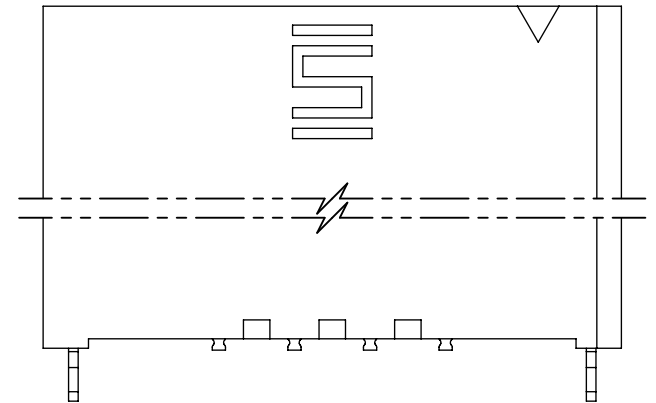
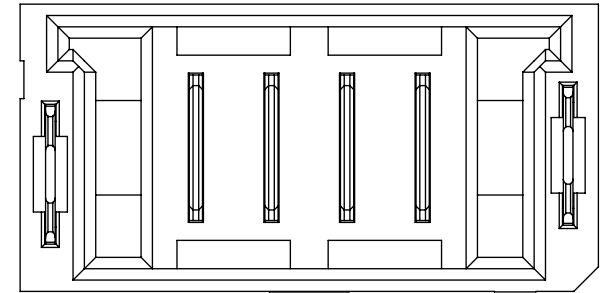


FIG 8
 UMPT-04-12.5-XX-V-S-XR SHOWN
 (DIFFERENT AS SHOWN, OTHERWISE SAME AS FIG 1 & 2)

PROPRIETARY NOTE
 * THIS DOCUMENT CONTAINS CONFIDENTIAL AND PROPRIETARY INFORMATION AND ALL DESIGN, MANUFACTURING, REPRODUCTION, USE, PATENT RIGHTS AND SALES RIGHTS ARE EXPRESSLY RESERVED BY SAMTEC, INC. THIS DOCUMENT SHALL NOT BE DISCLOSED, IN WHOLE OR PART, TO ANY UNAUTHORIZED PERSON OR ENTITY NOR REPRODUCED, TRANSFERRED OR INCORPORATED IN ANY OTHER PROJECT IN ANY MANNER WITHOUT THE EXPRESS WRITTEN CONSENT OF SAMTEC, INC. *



520 PARK EAST BLVD, NEW ALBANY, IN 47150
 PHONE: 812-944-6733 FAX: 812-948-5047
 e-Mail info@SAMTEC.com code 55322

DO NOT SCALE DRAWING
 SHEET SCALE: 5:1

DESCRIPTION:
 ULTRA MICRO POWER TERMINAL

DWG. NO.
 UMPT-XX-XX.X-XX-V-X-X-X-X-XR

BY: JOE Z 03/22/2017 SHEET 4 OF 4