

COTS-Plus Wet Electrolytic Tantalum Capacitor

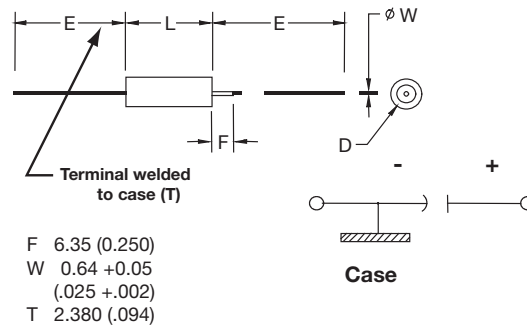


The TWA series is an axial leaded wet electrolytic tantalum capacitor with a unique cathode system that promotes very high CV (Capacitance/Voltage) per cc in traditional MIL-PRF-39006 case sizes.

The series also utilizes a welded tantalum can and header assembly to provide a hermetic seal and subsequent long operating lifetime.

The construction is similar to DSCC 93026 with capability of meeting harsh shock and vibration conditions.

OUTLINE DIMENSIONS



CASE DIMENSIONS: millimeters (inches)

DSCC Case Size	AVX Case Size	L +0.79 (0.031) -0.41 (0.016)	D		E ±6.35 (0.250)
			Without Insulating Sleeve ±0.41 (0.016)	With Insulating Sleeve Max	
T1	A	11.51 (0.453)	4.78 (0.188)	5.56 (0.219)	38.10 (1.500)
T2	B	16.28 (0.641)	7.14 (0.281)	7.92 (0.312)	57.15 (2.250)
T3	D	19.46 (0.766)	9.52 (0.375)	10.31 (0.406)	57.15 (2.250)
T4	E	26.97 (1.062)	9.52 (0.375)	10.31 (0.406)	57.15 (2.250)

VOLTAGE RATINGS (Operating Temperature -55°C to 125°C)

Voltage (DC)								
Rated Voltage: (V _R)	85°C	25	30	50	60	75	100	125
Derated Voltage: (V _C)	125°C	15	20	30	40	50	65	85
Surge Voltage: (V _S)	85°C	28.8	34.5	57.5	69	86.3	115	144

TWA Series





COTS-Plus Wet Electrolytic Tantalum Capacitor

HOW TO ORDER

AVX PART NUMBER:

TWA	E	407	*	100	□	B	S	Z	0	^	00
Type	Case Size	Capacitance Code pF code: 1st two digits represent significant figures 3rd digit represents multiplier (number of zeros to follow)	Capacitance Tolerance K = ±10% M = ±20%	Voltage Code	Insulation Sleeve C = Without Sleeve S = With Sleeve	Packaging B = Tray Pack	Qualification E = Extended range S = COTS+ L = Group A	Reliability Z = Non-ER	Qualification Level 0 = N/A	Termination Finish 0 = Sn/Pb 60/40 7 = Matte tin	Custom Test Options 00 = Standard 01 = Random vibration*

LEAD-FREE
LEAD-FREE COMPATIBLE COMPONENT
For RoHS compliant products, please select correct termination style.

* Please contact the factory for additional details and availability.

RIPPLE CURRENT MULTIPLIERS vs. Frequency, temperature and applied voltage^{1/2/}

Frequency of Applied Ripple Current		120Hz				800Hz				1kHz			
		Ambient Still Air Temperature (°C)											
		≤55	85	105	125	≤55	85	105	125	≤55	85	105	125
% of 85°C Rated Peak Voltage	100%	0.60	0.39	–	–	0.71	0.43	–	–	0.72	0.45	–	–
	90%	0.60	0.46	–	–	0.71	0.55	–	–	0.72	0.55	–	–
80%	80%	0.60	0.52	0.35	–	0.71	0.62	0.42	–	0.72	0.62	0.42	–
	70%	0.60	0.58	0.44	–	0.71	0.69	0.52	–	0.72	0.70	0.52	–
Voltage 66-2/3%		0.60	0.60	0.46	0.27	0.71	0.71	0.55	0.32	0.72	0.72	0.55	0.32

Frequency of Applied Ripple Current		10kHz				40kHz				100kHz			
		Ambient Still Air Temperature (°C)											
		≤55	85	105	125	≤55	85	105	125	≤55	85	105	125
% of 85°C Rated Peak Voltage	100%	0.88	0.55	–	–	1.00	0.63	–	–	1.10	0.69	–	–
	90%	0.88	0.67	–	–	1.00	0.77	–	–	1.10	0.85	–	–
80%	80%	0.88	0.76	0.52	–	1.00	0.87	0.59	–	1.10	0.96	0.65	–
	70%	0.88	0.85	0.64	–	1.00	0.97	0.73	–	1.10	1.07	0.80	–
Voltage 66-2/3%		0.88	0.88	0.68	0.40	1.00	1.00	0.77	0.45	1.10	1.10	0.85	0.50

1/ At 125°C the rated voltage of the capacitors decreases to 66 2/3 of the 85°C rated voltage.

2/ The peak of the applied ac ripple voltage plus the applied dc voltage must not exceed the dc voltage rating of the capacitors.



COTS-Plus Wet Electrolytic Tantalum Capacitor

CAPACITANCE AND RATED VOLTAGE, V_R (VOLTAGE CODE) RANGE (LETTER DENOTES CASE SIZE)

Capacitance		Rated Voltage DC (V_R) to 85°C						
μF	Code	25V	30V	50V	60V	75V	100V	125V
10	106			A*				A
15	156						A	
22	226	A*			A*	A*		
33	336					A		
47	476			A*	A			B
68	686	A		A			B	
100	107		A		B	B		D
110	117					B		
120	127	A		A*,B				D
150	157			B	B	D*	D	E
220	227		B	B	D*	D*,E	D,E	E
270	277	B						
330	337	B	D*	D*,E	E*	D,E	E	
390	397				D			
400	407						E	
470	477		B,D*	D,E		E	E ^(M)	
560	567	B,D*	D*		E			
680	687	D*,E	D,E	E	E	E		
750	757	D,E	D,E	E	E	E	E	
1000	108	D,E	D,E	D,E	E	E		
1200	128	D						
1500	158	E	E					
1800	188	E						
2200	228	E			E ^(M)			
3000	308			E ^(M)				
4700	478	E						
5600	568	E*						

Released codes

Engineering samples - please contact manufacturer

*Codes under development

COTS-Plus Wet Electrolytic Tantalum Capacitor

RATINGS & PART NUMBER REFERENCE

AVX Part Number	Cap (µF) 25°C at 120Hz	DC Rated Voltage (V) at 85°C	ESR Max (ohms) at 120Hz	DC Leakage max (µA)		Impedance max (Ohms) -55°C at 120Hz	Maximum Capacitance Change (%)			AC Ripple (mA rms) 85°C at 40kHz	Case Size	
				+25°C	+85 & +125°C		-55°C	+85°C	+125°C		AVX	DSCC
25 VDC at 85°C 15 VDC at 125°C												
TWAA686*025□BEZO^00	68	25	2.5	0.6	3	45	-40	12	15	850	A	T1
TWAA127*025□BSZ0000	120	25	1.3	1	5	25	-42	8	12	1250	A	T1
TWAB277*025□BEZO^00	270	25	0.9	4	20	17.5	-50	8	15	1800	B	T2
TWAB337*025□BEZO^00	330	25	1.3	2	20	25	-60	10	15	1550	B	T2
TWAB567*025□BSZ0000	560	25	0.83	2	10	12	-65	10	15	2100	B	T2
TWAE687*025□BEZO^00	680	25	0.75	3	12	12	-50	8	15	2100	E	T4
TWAD757*025□BEZO^00	750	25	1	3	25	15	-50	8	15	2000	D	T3
TWAE757*025□BEZO^00	750	25	0.75	3.5	16	9	-55	10	18	2200	E	T4
TWAD108*025□BEZO^00	1000	25	1	4	30	15	-50	8	15	2300	D	T3
TWAE108*025□BEZO^00	1000	25	0.7	4	20	9	-55	10	18	2400	E	T4
TWAD128*025□BSZ0000	1200	25	0.65	5	20	7	-70	12	18	2600	D	T3
TWAE158*025□BEZO^00	1500	25	0.5	6	24	7	-65	15	20	2850	E	T4
TWAE188*025□BSZ0000	1800	25	0.5	6	25	7	-75	12	20	3100	E	T4
TWAE228*025□BSZ0000	2200	25	0.5	10	80	10	-90	30	50	3200	E	T4
TWAE478*025□BSZ0^00	4700	25	0.5	30	180	5	-90	60	80	4250	E	T4
TWAE478*025□BEZO^00*	4700	25	0.5	30	180	5	-90	60	80	4250	E	T4
30 VDC at 85°C 20 VDC at 125°C												
TWAA107*030□BSZ0000	100	30	1.3	1	5	25	-38	8	12	1200	A	T1
TWAB227*030□BEZO^00	220	30	2	1.9	10	40	-40	8	15	1200	B	T2
TWAB477*030□BSZ0000	470	30	0.85	2	10	15	-65	10	18	1800	B	T2
TWAD687*030□BEZO^00	680	30	1	3.3	25	15	-50	8	15	1900	D	T3
TWAE687*030□BEZO^00	680	30	0.8	4.5	18	10	-60	8	15	2100	E	T4
TWAD757*030□BEZO^00	750	30	1	3.6	30	15	-50	8	15	2000	D	T3
TWAE757*030□BEZO^00	750	30	0.8	5	20	10	-65	10	18	2200	E	T4
TWAD108*030□BSZ0000	1000	30	0.7	7	25	7	-70	10	18	2500	D	T3
TWAE108*030□BEZO^00	1000	30	0.7	5	20	7	-70	10	18	2500	E	T4
TWAE158*030□BSZ0000	1500	30	0.6	12	35	6	-72	10	20	3000	E	T4
50 VDC at 85°C 30 VDC at 125°C												
TWAA686*050□BSZ0000	68	50	1.5	1	5	35	-25	8	15	1050	A	T1
TWAB127*050□BEZO^00	120	50	2	2	10	40	-45	8	15	1200	B	T2
TWAB157*050□BEZO^00	150	50	2	2	10	25	-50	8	15	1400	B	T2
TWAB227*050□BSZ0000	220	50	0.9	2	10	17.5	-50	8	15	1800	B	T2
TWAB227*050□BEZO^00*	220	50	0.9	4	20	17.5	-50	8	15	1800	B	T2
TWAE337*050□BEZO^00	330	50	0.8	2.5	25	15	-50	8	15	1900	E	T4
TWAD477*050□BSZ0000	470	50	0.75	3	25	10	-50	8	15	2100	D	T3
TWAD477*050□BEZO^00*	470	50	1	3	25	11	-50	8	15	2100	D	T3
TWAE477*050□BEZO^00	470	50	0.75	3	30	10	-50	8	15	2200	E	T4
TWAE687*050□BSZ0000	680	50	0.7	5	40	8	-58	10	20	2750	E	T4
TWAE687*050□BEZO^00*	680	50	0.7	5	40	8	-58	10	20	2750	E	T4
TWAE757*050□BEZO^00	750	50	0.6	12	60	8	-50	15	20	2800	E	T4
TWAD108*050□BEZO^00	1000	50	1.5	20	125	12	-90	100	140	2500	D	T3
TWAE108*050□BSZ0^00	1000	50	1.0	12	90	20	-90	30	50	3200	E	T4
TWAE108*050□BEZO^00*	1000	50	0.7	11	110	20	-70	30	40	3200	E	T4
TWAE308M050□BSZ0^00	3000	50	0.3	30	150	3.5	-80	60	85	3100	E	T4
TWAE308M050□BEZO^00*	3000	50	0.3	30	150	3.5	-80	60	85	3100	E	T4
60 VDC at 85°C 40 VDC at 125°C												
TWAA476*060□BSZ0000	47	60	2	1	5	44	-25	8	12	1050	A	T1
TWAB107*060□BEZO^00	100	60	2.5	1.7	10	40	-40	8	15	1100	B	T2
TWAB157*060□BSZ0000	150	60	1.1	2	10	20	-40	8	15	1650	B	T2
TWAD397*060□BSZ0000	390	60	0.9	3	25	15	-60	8	15	2100	D	T3
TWAD397*060□BEZO^00*	390	60	0.9	3	25	15	-60	8	15	2100	D	T3
TWAE567*060□BSZ0000	560	60	0.8	5	40	10	-58	8	15	2750	E	T4
TWAE567*060□BEZO^00*	560	60	0.8	5	40	10	-58	8	15	2750	E	T4
TWAE687*060□BEZO^00	680	60	0.6	13	65	8	-50	15	20	2800	E	T4
TWAE757*060□BEZO^00	750	60	0.6	15	75	8	-50	15	20	2800	E	T4
TWAE108*060□BSZ0000	1000	60	1	12	90	20	-90	30	50	3200	E	T4
TWAE108*060□BEZO^00*	1000	60	0.5	20	60	4.5	-70	30	60	3200	E	T4
TWAE228M060□BEZO^00	2200	60	0.5	40	120	3.0	-80	60	80	3000	E	T4
75 VDC at 85°C 50 VDC at 125°C												
TWAA336*075□BSZ0000	33	75	2.5	1	5	66	-25	5	9	1050	A	T1
TWAB107*075□BEZO^00	100	75	2.5	2	10	40	-35	6	10	1400	B	T2
TWAB117*075□BSZ0000	110	75	1.3	2	10	24	-35	6	10	1650	B	T2
TWAE227*075□BEZO^00	220	75	1.1	2.5	30	20	-50	6	10	1800	E	T4
TWAD337*075□BSZ0000	330	75	1	3	30	12	-45	6	10	2100	D	T3

COTS-Plus Wet Electrolytic Tantalum Capacitor

RATINGS & PART NUMBER REFERENCE

AVX Part Number	Cap (µF) 25°C at 120Hz	DC Rated Voltage (V) at 85°C	ESR Max (ohms) at 120Hz	DC Leakage max (µA)		Impedance max (Ohms) -55°C at 120Hz	Maximum Capacitance Change (%)			AC Ripple (mA rms) 85°C at 40kHz	Case Size	
				+25°C	+85 & +125°C		-55°C	+85°C	+125°C		AVX	DSCC
TWAD337*075□BEZ0^00*	330	75	1.2	3	30	15	-60	10	20	2100	D	T3
TWAE337*075□BEZ0^00	330	75	1	3	40	12	-50	6	10	2200	E	T4
TWAE477*075□BSZ0000	470	75	0.9	5	50	12	-55	6	10	2750	E	T4
TWAE477*075□BEZ0^00*	470	75	0.9	5	50	12	-55	6	10	2750	E	T4
TWAE687*075□BEZ0^00	680	75	0.9	11	110	10	-70	30	40	2750	E	T4
TWAE757*075□BEZ0^00	750	75	0.7	12	120	10	-70	30	40	3800	E	T4
TWAE108*075□BEZ0^00	1000	75	0.5	30	90	4.5	-70	30	60	3500	E	T4
100 VDC at 85°C 65 VDC at 125°C												
TWAA156*100□BSZ0000	15	100	3.5	1	5	125	-18	3	10	1050	A	T1
TWAB686*100□BSZ0000	68	100	2.1	2	10	37	-30	4	12	1650	B	T2
TWAE686*100□BEZ0^00*	68	100	2.5	2	10	37	-30	4	12	1650	B	T2
TWAD157*100□BSZ0000	150	100	1.6	3	25	22	-35	6	12	2100	D	T3
TWAD157*100□BEZ0^00*	150	100	1.6	3	25	22	-35	6	12	2100	D	T3
TWAD227*100□BEZ0^00	220	100	1.4	5	25	18	-50	10	15	2500	D	T3
TWAE227*100□BSZ0000	220	100	1.2	5	50	15	-40	6	12	2750	E	T4
TWAE227*100□BEZ0^00*	220	100	1.2	5	50	15	-40	6	12	2750	E	T4
TWAE337*100□BEZ0^00	330	100	0.8	6	60	10	-45	7	20	3600	E	T4
TWAE407*100□BEZ0^00	400	100	0.8	10	150	10	-50	10	35	4100	E	T4
TWAE477M100□BEZ0^00	470	100	0.7	25	250	10	-50	10	35	4100	E	T4
TWAE757*100□BEZ0^00	750	100	0.6	30	150	5	-60	30	80	6700	E	T4
125 VDC at 85°C 85 VDC at 125°C												
TWAA106*125□BSZ0000	10	125	5.5	1	5	175	-15	3	10	1050	A	T1
TWAB476*125□BSZ0000	47	125	2.3	2	10	47	-25	5	12	1650	B	T2
TWAB476*125□BEZ0^00*	47	125	2.3	2	10	47	-25	5	12	1650	B	T2
TWAD107*125□BSZ0000	100	125	1.8	3	25	35	-35	5	12	2100	D	T3
TWAD107*125□BEZ0^00*	100	125	1.8	3	25	35	-35	5	12	2100	D	T3
TWAD127*125□BEZ0^00	120	125	1.8	3	25	35	-35	5	12	2100	D	T3
TWAE157*125□BSZ0000	150	125	1.6	5	50	20	-35	6	12	2750	E	T4
TWAE157*125□BEZ0^00*	150	125	1.6	5	50	20	-35	6	16	2750	E	T4
TWAE227*125□BEZ0^00	220	125	1.4	10	50	12	-40	8	15	3600	E	T4

All technical data relates to an ambient temperature of +25°C. Capacitance and DF are measured at 120Hz, 0.5RMS with DC bias of 2.2V. DCL is measured at rated voltage after 5 minutes.

NOTE: AVX reserves the rights to supply higher voltage rating in the same case size, to the same reliability standards.

*Not recommended for new designs, for new design use part number with Inspection level "S" – COTS-Plus

$$DF = 2\pi fC \times (ESR)$$

$$2\pi = 6.28$$

$$f = 120\text{Hz}$$

C = Actual measured capacitance

ESR = Actual measured ESR