

# 2mm BOARD STACKER TW SERIES

## SPECIFICATIONS

For complete specifications see [www.samtec.com?TW](http://www.samtec.com?TW)

**Insulator Material:**  
Black Liquid Crystal Polymer



**Terminal Material:**  
Phosphor Bronze



**Plating:**  
Sn or Au over 50µ" (1,27µm) Ni

**Current Rating:**  
3A @ 80°C ambient

**Operating Temp Range:**  
-55°C to +105°C with Tin;  
-55°C to +125°C with Gold

**RoHS Compliant:**  
Yes

### Processing:

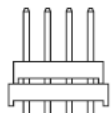
**Max Processing Temp:**  
230°C for 60 seconds, or  
260°C for 20 seconds 3x  
**Lead-Free Solderable:**  
Yes

**Mates with:**  
CLT, SQT, SQW, ESQT,  
TLE, SMM, MMS, TCSD

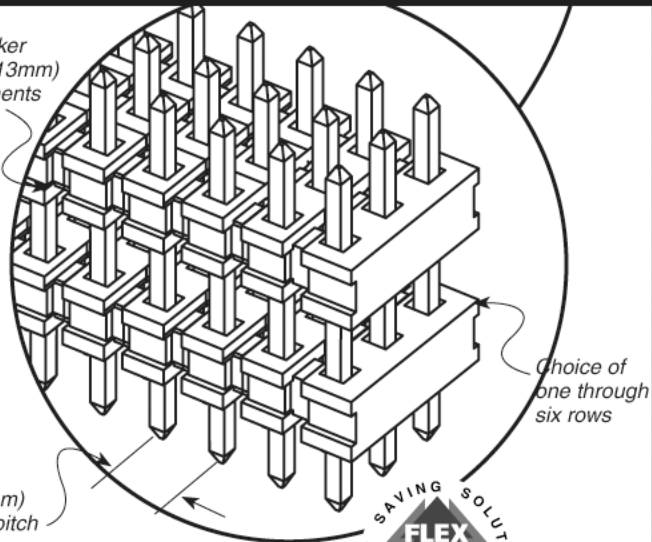
Specify stacker height in (0,13mm) .005" increments



## ALSO AVAILABLE



Paste In Hole (PIH) processing.  
Contact Samtec ASP Group.



Choice of one through six rows

(2,00mm) .0787 pitch



**Note:** This Series is non-standard, non-returnable.

## Also Available

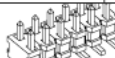
### 2mm Shunt

See 2SN Series.



### Surface Mount

See previous page.



### Low Profile

See TMM Series.



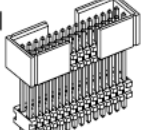
### Right Angle

See TMM Series.



### Shrouded Double Row

See ZLTMM Series.



TW	NO. PINS PER ROW	LEAD STYLE	PLATING OPTION	ROW OPTION	STACKER HEIGHT	TAIL SPEC
02 thru 50		Specify LEAD STYLE from chart below.	-L = 10µ" (0,25µm) Gold contact area, Matte Tin on tail -G = 20µ" (0,51µm) Gold contact area, Gold flash on tail -T = Matte Tin -S = 30µ" (0,76µm) Gold contact area, Matte Tin on tail	-S = Single Row -D = Double Row -T = Triple Row -Q = Four Row -5 = Five Row -6 = Six Row	-"XXX" = Stacker Height In inches (0,13mm) .005" increments Example: -250 = (6,35mm) .250"	-"XXX" = Tail Length In inches (0,13mm) .005" increments Example: -150 = (3,81mm) .150" -"XXX" = Polarized Position Specify position to be removed

LEAD STYLE	OAL
-01	(8,20) .323
-02	(9,60) .377
-03	(13,60) .535
-04	(14,10) .555
-05	(15,10) .594
-06	(17,10) .673
-07	(19,10) .751
-08	(21,10) .830
-09	(11,60) .456
-10	(15,60) .614
-11	(10,08) .397
-12	(28,19) 1.110

\* Style -08 & -12 = S & D only

ROW OPTION	STACKER HEIGHT
-S, -D*, & -Q	(3,05) .120 MIN
-T, -5, -6	(4,06) .160 MIN

\* -D with stacker height greater than (4,06mm) .160" will not have standoffs.

Due to technical progress, all designs, specifications and components are subject to change without notice.

[WWW.SAMTEC.COM](http://WWW.SAMTEC.COM)