

### Main

Range of product	Modicon Premium Automation platform
Product or component type	Communication module
Software designation	Unity Pro
Structure type	Heterogeneous industrial bus

### Complementary

Product compatibility	Atrium Premium
Method of access	Master/Slave type
Integrated connection type	1 slot for PCMCIA type III card 1 serial link 1 SUB-D 25
Communication port protocol	Multiprotocol
Communication port support	RS485 isolated
Mode of transmission	Asynchronous in baseband
Transmission frame	RTU/ASCII
Transmission rate	1.2...19.2 kbit/s
Transmission support medium	2 twisted shielded pairs cable
Number of devices	28
Number of addresses	0...97
Bus length	1300 m Modbus
Tap links length	15 m
Requests	120 words per request 1920 bits per request
Control parameter	One CRC 16 on each frame
Monitoring function	Diagnostic counters Event counters
Modbus functions available	Write 1 word or n word Modbus master 06 Write 1 output bit Modbus slave 05 Write 1 input word Modbus slave 06 Write 1 bits or n bits Modbus master 05 Read n input words Modbus slave 04 Read input words Modbus master 04 Exceptional read status Modbus slave 07 Exceptional read status Modbus master 07 Diagnostic Modbus slave 08 Diagnostic Modbus master 08 Write n output words Modbus slave 10 Write n output bits Modbus slave 0F Slave identification Modbus master 11 Identification Modbus slave 11 Event counter Modbus slave 0B Event counter Modbus master 0B Event connection Modbus slave 0C Event connection Modbus master 0C
Local signalling	1 LED module operating (RUN) 1 LED internal fault, module failure (ERR) 1 LED communication (CHO)
Current consumption	350 mA 5 V DC

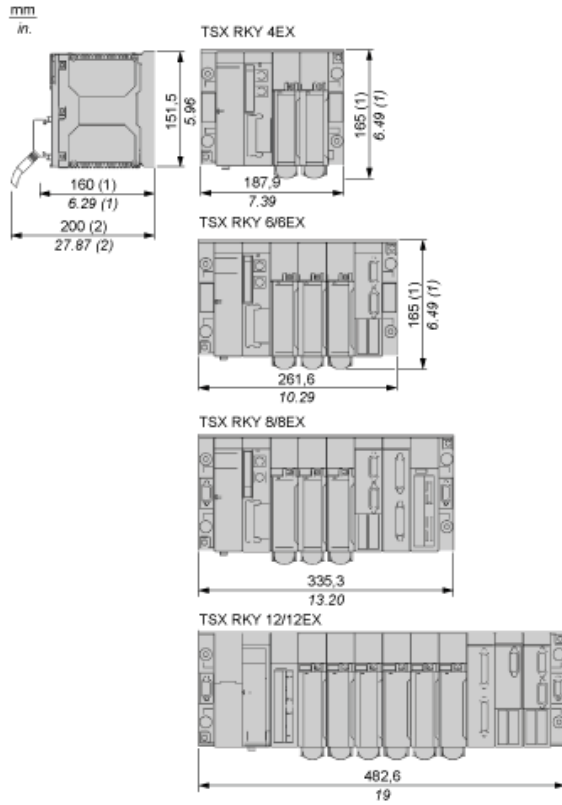
Module format	Standard
Product weight	0.36 kg

## Environment

Ambient air temperature for operation	0...60 °C
Ambient air temperature for storage	-25...70 °C
Relative humidity	5...95 % without condensation
Operating altitude	<= 2000 m

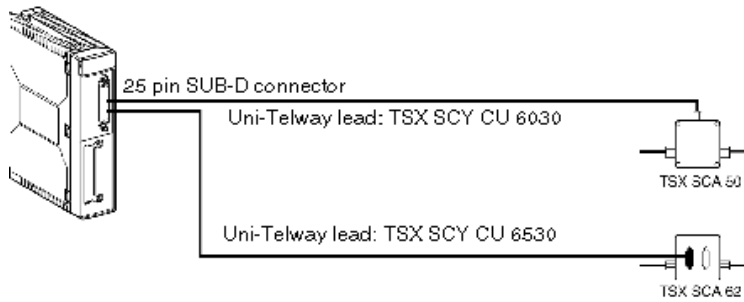
Standard and Extendable Racks for Modules Mounting

Dimensions of Modules and Racks

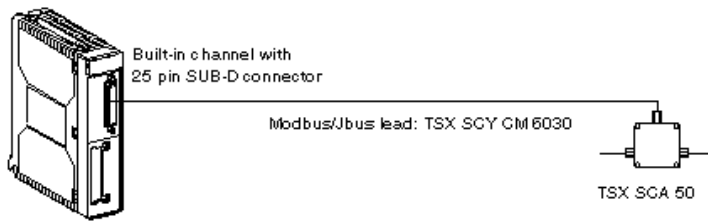


- (1) With screw terminal block modules.
- (2) Maximum depth for all types of modules and their associated connectors.

## Connection of the Serial Link Communication Module to Uni-Telway Field Bus



## Connection of the Serial Link Communication Module to the Modbus Field Bus



## Connection of the Serial Link Communication Module in Character Mode

