



## TRA8063M3

### Phantom® Tri-band Antenna 806-896 MHz/ 2500-2700 MHz

Laird's unique Phantom antenna operates simultaneously in the 806-896 MHz, 1850-1990 MHz, and 2500- 2700 MHz bands. The mechanically robust design is suitable for both indoor and outdoor applications. With wide bandwidth and a low angle radiation pattern that is superior to traditional gain antennas in most applications, the antenna can be used in both ceiling mount and surface mount applications.

The industry standard NMO mounting socket mates with all Laird magnetic, trunk lid, and hole mount configurations. A threaded permanent stud mount model is also available for vandal resistant mounting on brackets, panels, ceilings, or any other type of housing.

### FEATURES AND BENEFITS

- Mechanically-robust for both indoor and outdoor applications
- Suitable for high band 4G applications
- Phantom antenna outperforms a 3-dBi whip in many applications

#### ELECTRICAL SPECIFICATIONS

Operating Frequency (MHz)	806-896	1850-1990	2500-2700
Peak Gain (dBi)	4.0	3.5	3.0
Efficiency - avg (%)	89	73	77
Efficiency - max (%)	93	74	82
VSWR (max)	2.0:1		
Return Loss (dB) - max	-10		
Polarization	Vertical		
Pattern	Omnidirectional		
Nominal Impedance (Ohms)	50		
Max Power - Ambient 25°C (W)	100		

## MECHANICAL SPECIFICATIONS

Dimensions - diameter x height - cm (inches)	3.65 x 8.38 (1.44 x 3.3)
Color	Black or white available
Radome Material	SABIC Lexan
Cable and Mount	MB195 (sold separately)

## ENVIRONMENTAL SPECIFICATIONS

Operating Temperature - °C (°F)	-40 to +85°C (-40 to +185°F)
---------------------------------	------------------------------

## CONFIGURATION

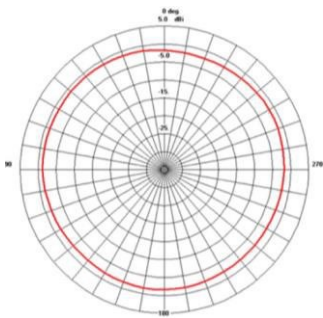
PART NUMBER	COLOR RADOME	HEIGHT	WEIGHT CONNECTOR
TRA8063M3NB-001	Black	8.4 cm (3.3 in.)	0.15 lbs NMO
TRA8063M3PB-001	Black	8.4 cm (3.3 in.)	0.25 lbs N Female
TRA8063M3NW-001	White	8.4 cm (3.3 in.)	0.15 lbs NMO
TRA8063M3PW-001	White	8.4 cm (3.3 in.)	0.25 lbs N Female

Permanent Mounting Options: The letter "P" in the above part numbers indicates a permanent mounting option

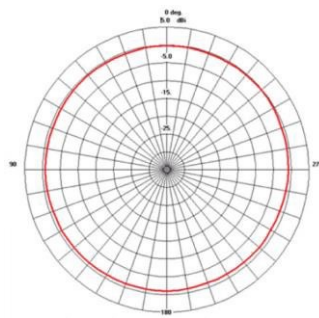
## RADITION PATTERN

### AZIMUTHA

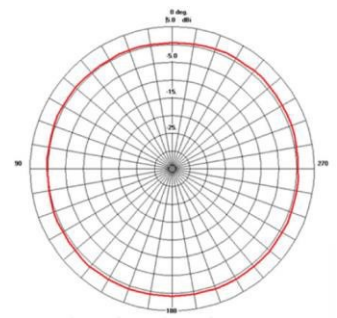
#### 850 MHz



#### 1920 MHz

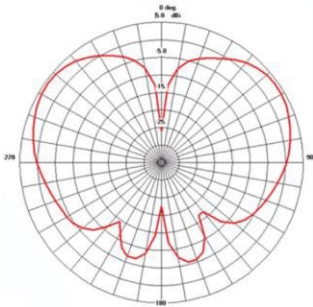


#### 2700 MHz

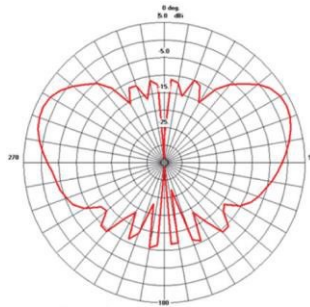


## ELEVATION

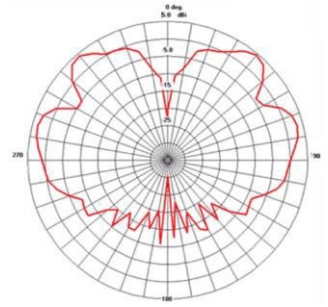
### 850 MHz



### 1920 MHz



### 2700 MHz



### TE TECHNICAL SUPPORT CENTER

USA:	+1 (800) 522-6752
Canada:	+1 (905) 475-6222
Mexico:	+52 (0) 55-1106-0800
Latin/S. America:	+54 (0) 11-4733-2200
Germany:	+49 (0) 6251-133-1999
UK:	+44 (0) 800-267666
France:	+33 (0) 1-3420-8686
Netherlands:	+31 (0) 73-6246-999
China:	+86 (0) 400-820-6015

### te.com

TE Connectivity, TE Connectivity (logo) and Every Connection Counts are trademarks. All other logos, products and/or company names referred to herein might be trademarks of their respective owners.

The information given herein, including drawings, illustrations and schematics which are intended for illustration purposes only, is believed to be reliable. However, TE Connectivity makes no warranties as to its accuracy or completeness and disclaims any liability in connection with its use.

TE Connectivity's obligations shall only be as set forth in TE Connectivity's Standard Terms and Conditions of Sale for this product and in no case will TE Connectivity be liable for any incidental, indirect or consequential damages arising out of the sale, resale, use or misuse of the product. Users of TE Connectivity products should make their own evaluation to determine the suitability of each such product for the specific application.

TE warrants to the original end user customer of its products that its products are free from defects in material and workmanship. Subject to conditions and limitations TE will, at its option, either repair or replace any part of its products that prove defective because of improper workmanship or materials. This limited warranty is in force for the useful lifetime of the original end product into which the TE product is installed. Useful lifetime of the original end product may vary but is not to exceed five (5) years from the original date of the end product purchase.

©2021 TE Connectivity. All Rights Reserved.

11/21 Original

