



Product availability: Non-Stock - Not normally stocked in distribution facility



Main

Range of product	Modicon M171/M172
Product or component type	Controller
Product specific application	HVAC and pumping solution
Variant	Programmable
Total inputs/outputs	14
Discrete input number	2
Discrete output number	3 relay outputs SPST with same common 1 relay outputs SPDT with same common
Discrete output current	2 A relay
Analogue input number	2 configurable 3 analog input NTC
Analogue output number	2 voltage 0...10 V 2 PWM/PPM 20 kHz, 12 V, 35 mA 1 current 0...20 mA/4...20 mA

Complementary

Number of port	1 LAN expansion bus
Input/output number	5 analog output 4 digital output 5 analog input
Discrete input logic	Sink or source (positive/negative)
Contacts usage	Volt-free contacts
Analogue input type	Voltage 0...5 V ratiometric) Voltage 0...10 V NTC temperature probe - 50...100 °C 0.1 °C Pt 1000 temperature probe - 50...400 °C 0.1 °C Current 0...20 mA/4...20 mA Voltage 0...1 V
Sensor power supply	12 V DC 85 mA
[Us] rated supply voltage	100...240 V
Width	2.76 in (70.2 mm)
Height	3.43 in (87 mm)
Depth	2.43 in (61.6 mm)
Net weight	0.42 lb(US) (0.19 kg)

Ordering and shipping details

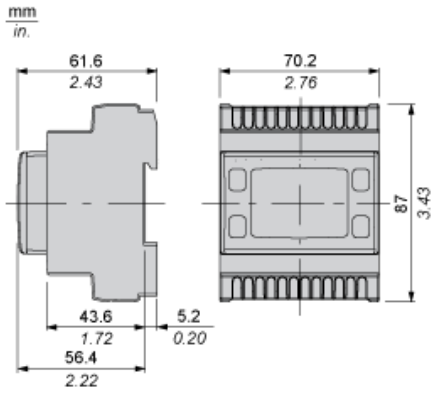
Category	22537 - M171 / M172 HVAC CONTROLLERS
Discount Schedule	PC12
GTIN	03606480752759
Package weight(Lbs)	0.29 kg (0.64 lb(US))
Returnability	No
Country of origin	IT

The information provided in this documentation contains general descriptions and/or technical characteristics of the performance of the products contained herein. This documentation is not intended as a substitute for and is not to be used for determining suitability or reliability of these products for specific user applications. It is the duty of any such user or integrator to perform the appropriate and complete risk analysis, evaluation and testing of the products with respect to the relevant specific application or use thereof. Neither Schneider Electric Industries SAS nor any of its affiliates or subsidiaries shall be responsible or liable for misuse of the information contained herein.

Offer Sustainability

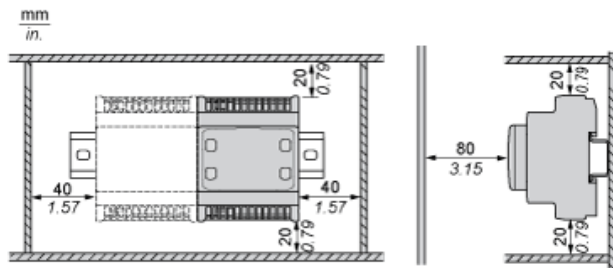
Sustainable offer status	Green Premium product
REACH Regulation	REACH Declaration
REACH free of SVHC	Yes
EU RoHS Directive	Pro-active compliance (Product out of EU RoHS legal scope) EU RoHS Declaration
Mercury free	Yes
RoHS exemption information	Yes
China RoHS Regulation	China RoHS Declaration
Environmental Disclosure	Product Environmental Profile
Circularity Profile	End Of Life Information
WEEE	The product must be disposed on European Union markets following specific waste collection and never end up in rubbish bins.

Dimensions

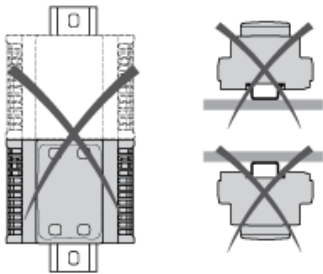


Mounting and Clearance

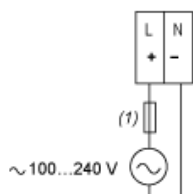
Clearance



Misplacement

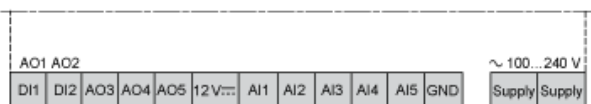
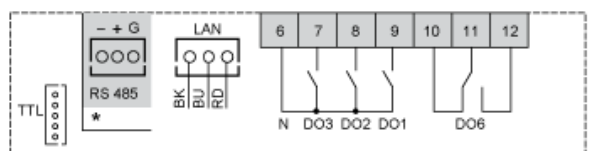


Power Supply



(1) Type T fuse 160 mA

Wiring Diagram



- N : Neutral
- GND Ground
- BK : Black
- BU : Blue
- RD : Red
- AI : Analogue input
- AO : Analogue output
- DI : Digital input
- DO : Digital output