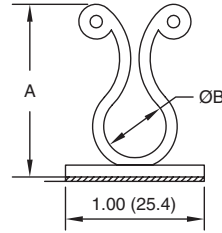




KLB
Adhesive Mount Curly Lock



Specifications:

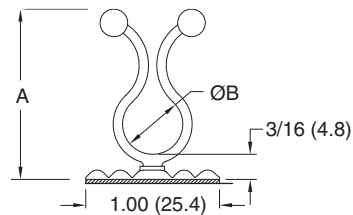
- Material: UL94 V-2 Nylon 6/6
- Color: Natural

Features:

- Cables are locked in place with a fingertip twist
- Cables are easily removable with another fingertip twist
- Quick mounting adhesive base does not require through-hole

Item No.	Approval	B Holding Ø		A Ref.		Base Depth		Bulk Pack Qty.
		In	mm	In	mm	In	mm	
KLB-350A-RT		.300 - .400	7.6 - 10.2	1.070	27.2	0.510	13.0	1000
KLB-450A-RT		.400 - .500	10.2 - 12.7	1.230	31.2	0.510	13.0	1000
KLB-750A-RT		.700 - .800	17.8 - 20.3	1.580	40.1	0.510	13.0	1000

TLFB
Twist Lock on Flexible Adhesive Base



Specifications:

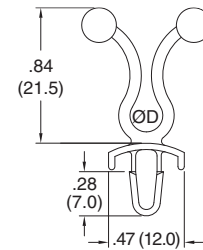
- Material: UL94 V-2 Nylon 6/6
- Color: Natural

Features:

- Flexible adhesive base can be mounted onto contoured surfaces
- Cables are locked into place with a fingertip twist

Item No.	Approval	Bundle Ø B		A Ref.		Base Depth		Bulk Pack Qty.
		In	mm	In	mm	In	mm	
TLFB-350-01A1		0.300 - 0.400	0.08 - 10.2	1.150	29.3	0.500	12.7	1000
TLFB-450-01A1		0.400 - 0.500	10.2 - 12.7	1.270	32.3	0.500	12.7	1000
TLFB-750-01A1		0.700 - 0.800	17.8 - 20.3	1.610	40.9	0.500	12.7	1000

TLJ Series
Snap In Twist Lock



Specifications:

- Material: UL94 V-2 Nylon 6/6
- Color: Natural

Features:

- Ends twist into place with very little effort
- Releasable and reusable for easy wire bundling

Item No.	Approval	Mounting Hole Ø		Bundle Ø D		Panel Thickness		Bulk Pack Qty.
		In	mm	In	mm	In	mm	
TLJ-200-01		0.187	4.8	0.500-0.600	12.7-15.2	0.031 - 0.078	0.8 - 2.0	1000

SKL / SKLO
Side Entry and 45° Curly Lock

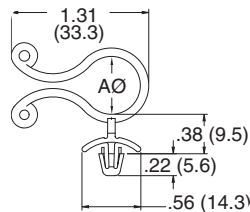



Figure 1

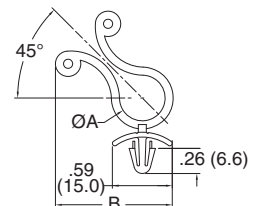


Figure 2

Specifications:

- Material: UL94 V-2 Nylon 6/6
- Color: Natural
- Mounting Hole: .187 (4.8)
- Panel Thickness: .031 - .078 (0.8 - 2.0)

Features:

- Gathers and routes wires
- Ends twist into place with very little effort
- Releasable & reusable for easy wire bundling
- Eases installation in hard to reach places

Item No.	Approval	Figure	Bundle Ø A		B Ref.		Bulk Pack Qty.
			In	mm	In	mm	
SKLO-550-01		1	0.500 - 0.600	12.7 - 15.2	See Figure 1		1000
SKL45-250		2	0.150 - 0.250	3.8 - 6.35	0.980	24.9	1000
SKL45-350		2	0.300 - 0.400	7.6 - 10.0	1.070	27.2	1000
SKL45-450		2	0.400 - 0.470	10.0 - 12.0	1.120	28.4	1000