

NOTES:

1. Ⓞ REPRESENTS A CRITICAL DIMENSION.
2. MINIMUM PUSHOUT FORCE TO BE 12 OZ RETENTION FOR CONTACTS AND WELD TABS.
3. .003[0.08] MAXIMUM TERMINAL BURR.
4. .005[0.13] MAXIMUM HEIGHT VARIATION BETWEEN ANY TWO PINS.
5. PARTS SHALL BE PACKAGED IN TUBES UNLESS OTHERWISE SPECIFIED. SEE SHEET 2.

DO NOT SCALE FROM THIS PRINT

TFM-1XX-XX-X-DH-XX

NO OF POSITIONS
-02 THRU -50 (PER ROW)

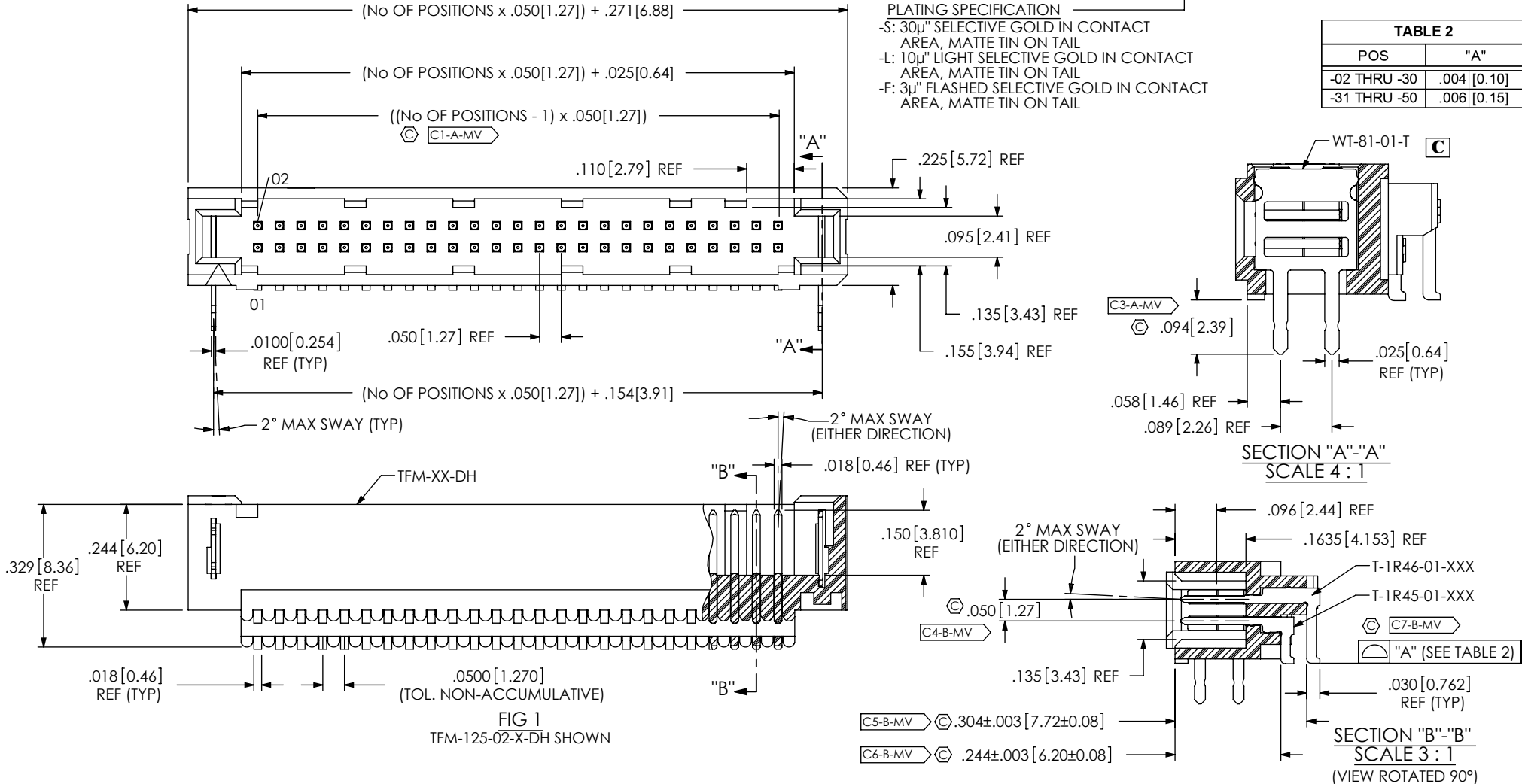
LEAD STYLE
-02

OPTION
-TR: TAPE & REEL PACKAGING (SEE NOTE 5)

ROW SPECIFICATION
-DH: DOUBLE HORIZONTAL

PLATING SPECIFICATION
-S: 30μ" SELECTIVE GOLD IN CONTACT AREA, MATTE TIN ON TAIL
-L: 10μ" LIGHT SELECTIVE GOLD IN CONTACT AREA, MATTE TIN ON TAIL
-F: 3μ" FLASHED SELECTIVE GOLD IN CONTACT AREA, MATTE TIN ON TAIL

POS	"A"
-02 THRU -30	.004 [0.10]
-31 THRU -50	.006 [0.15]



UNLESS OTHERWISE SPECIFIED, DIMENSIONS ARE IN INCHES. TOLERANCES ARE:

DECIMALS	ANGLES
.XX: ±.01 [.3]	2°
.XXX: ±.005 [.13]	
.XXXX: ±.0020 [.051]	

PROPRIETARY NOTE
THIS DOCUMENT CONTAINS INFORMATION CONFIDENTIAL AND PROPRIETARY TO SAMTEC, INC. AND SHALL NOT BE REPRODUCED OR TRANSFERRED TO OTHER DOCUMENTS OR DISCLOSED TO OTHERS OR USED FOR ANY PURPOSE OTHER THAN THAT WHICH IT WAS OBTAINED WITHOUT THE EXPRESSED WRITTEN CONSENT OF SAMTEC, INC.

samtec

520 PARK EAST BLVD, NEW ALBANY, IN 47150
PHONE: 812-944-6733 FAX: 812-948-5047
e-Mail: info@SAMTEC.com code 55322

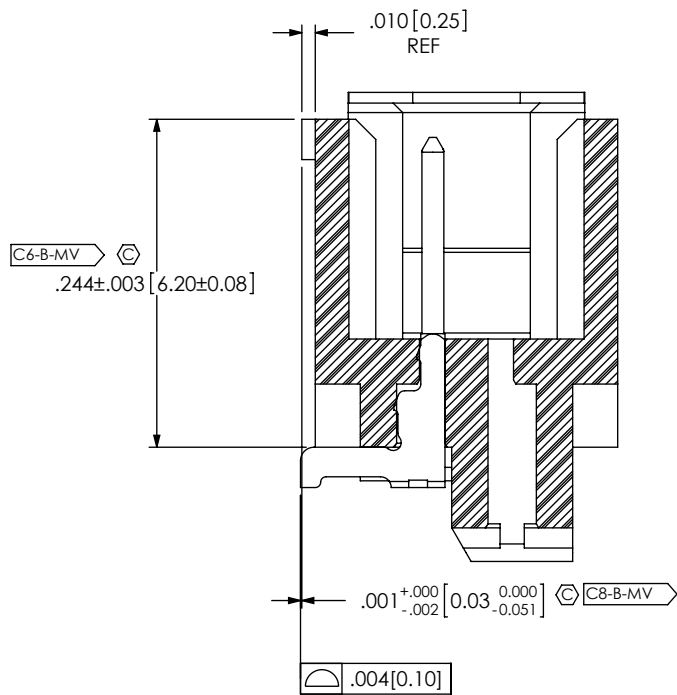
MATERIAL: DO NOT SCALE DRAWING SHEET SCALE: 3:1
INSULATOR: LCP, UL 94-VO COLOR: BLACK
TERMINAL: COPPER ALLOY

F:\DWG\MISC\MKTG\TFM-1XX-XX-X-DH-XX-MKT.SLDDRW

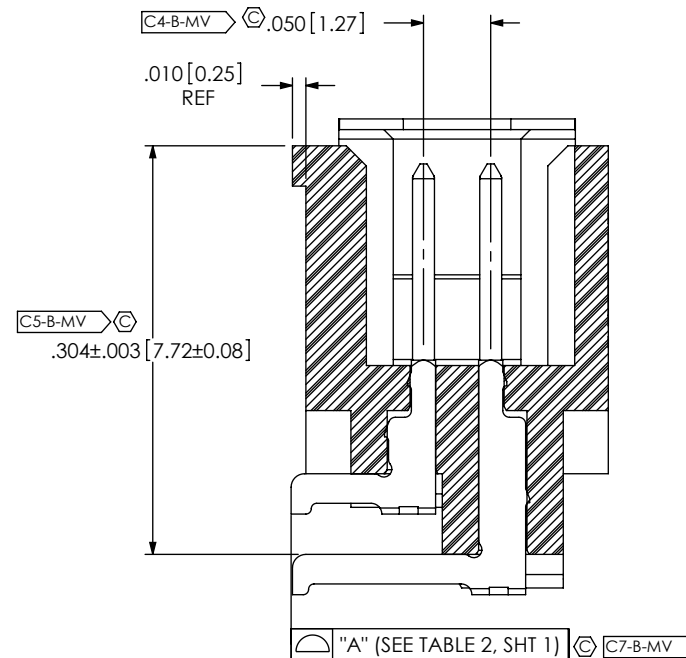
DESCRIPTION:
.050 X .050 DOUBLE HORIZONTAL TERMINAL STRIP

DWG. NO. TFM-1XX-XX-X-DH-XX

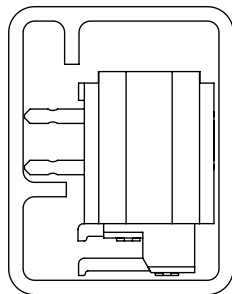
BY: J. BROWNING 04/12/2010 SHEET 1 OF 2



IN-PROCESS 1
FILL T-TR45-01-XXX



IN-PROCESS 2
FILL T-TR46-01-XXX



PT-1-24-01-124
TP-07

TUBE VIEW

CRITICAL DIMENSION INSPECTION INSTRUCTION TABLE	
ASSEMBLY OPERATION	IN-PROCESS INSPECTION
FILL ROW 1	C6, C8
FILL ROW 2	C5
FILL WELD TAB	C3
FINISHED GOOD	C1, C2, C4, C7

F:\DWG\MISC\MKTG\TFM-1XX-XX-X-DH-XX-MKT.SLDDRW

PROPRIETARY NOTE

THIS DOCUMENT CONTAINS INFORMATION CONFIDENTIAL AND PROPRIETARY TO SAMTEC, INC. AND SHALL NOT BE REPRODUCED OR TRANSFERRED TO OTHER DOCUMENTS OR DISCLOSED TO OTHERS OR USED FOR ANY PURPOSE OTHER THAN THAT WHICH IT WAS OBTAINED WITHOUT THE EXPRESSED WRITTEN CONSENT OF SAMTEC, INC.

DO NOT SCALE DRAWING

SHEET SCALE: 3:1



520 PARK EAST BLVD, NEW ALBANY, IN 47150
PHONE: 812-944-6733 FAX: 812-948-5047
e-Mail info@SAMTEC.com code 55322

DESCRIPTION:
.050 X .050 DOUBLE HORIZONTAL TERMINAL STRIP

DWG. NO. **TFM-1XX-XX-X-DH-XX**

BY: J. BROWNING 04/12/2010 SHEET 2 OF 2