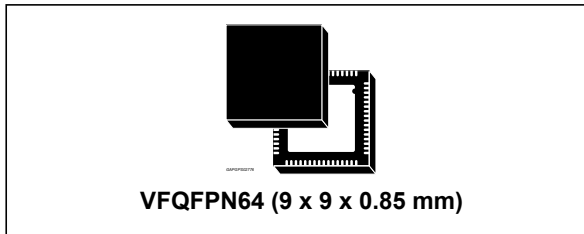


## Quad-band dual-channel AM/FM/HD-Radio™/DAB/DRM radio receiver IC

Data brief



### Features

- Dual AM/FM reception with digital IF processing
- Digital radio support for dual-channel HD-Radio™ and DAB/DRM reception through external coprocessor
- Integrated phase antenna diversity processing
- Integrated IF-filters with high selectivity, dynamic range and adaptive bandwidth control
- Drift-free and alignment-free digital IF-signal processing with high performance and flexibility
- RDS demodulation with group and block synchronization
- Analog DAC stereo output and I2S digital output
- I2S, JESD204B, LVDS, high-speed digital I/Q base-band interface
- I2C/SPI bus-controlled
- Single 3.3 V external supply

### Description

The TDA7707 is a single chip fully-CMOS quad-band, dual-channel tuner for analog and digital terrestrial radio receiver applications.

The TDA7707 features multiple front-end low-noise amplifiers (LNAs) to cover AM LW/MW/SW bands, the entire FM band, DAB band-III and band-L, with advanced DSP-controlled automatic gain control (AGC) amplifier and mixer stages.

After on-chip IF filtering, the TDA7707 digitizes the signal with a very high dynamic range ADC; it processes the complex phase-quadrature base-band signal allowing applications like FM phase-diversity, integrated background tuner, and dual channel HD-Radio™ and DAB filtering. The double HD-Radio™/DAB base-band output signal is suitable for direct transmission to the STA680 HD-Radio™ decoder or STA660 DAB/DRM decoder through a dedicated low-EMI serial interface.

In combination with the STA680 HD-Radio™ decoder or the STA660 DAB/DRM decoder, the TDA7707 allows to realize complete, multi-standard receiver solution, with low bill of material, high performance and automotive grade quality and reliability.

TDA7707 is pin-to-pin compatible with ST's single-channel tuner TDA7708, allowing efficient design of scalable terrestrial radio-receiver platforms.

**Table 1. Device summary**

Order code	Package	Packing
TDA7707	VFQFPN64 (9 x 9 x 0.85 mm)	Tray

# Contents

<b>1</b>	<b>Block and typical application diagrams .....</b>	<b>3</b>
<b>2</b>	<b>Package information .....</b>	<b>5</b>
<b>3</b>	<b>Revision history .....</b>	<b>6</b>

# 1 Block and typical application diagrams

Figure 1. Block diagram

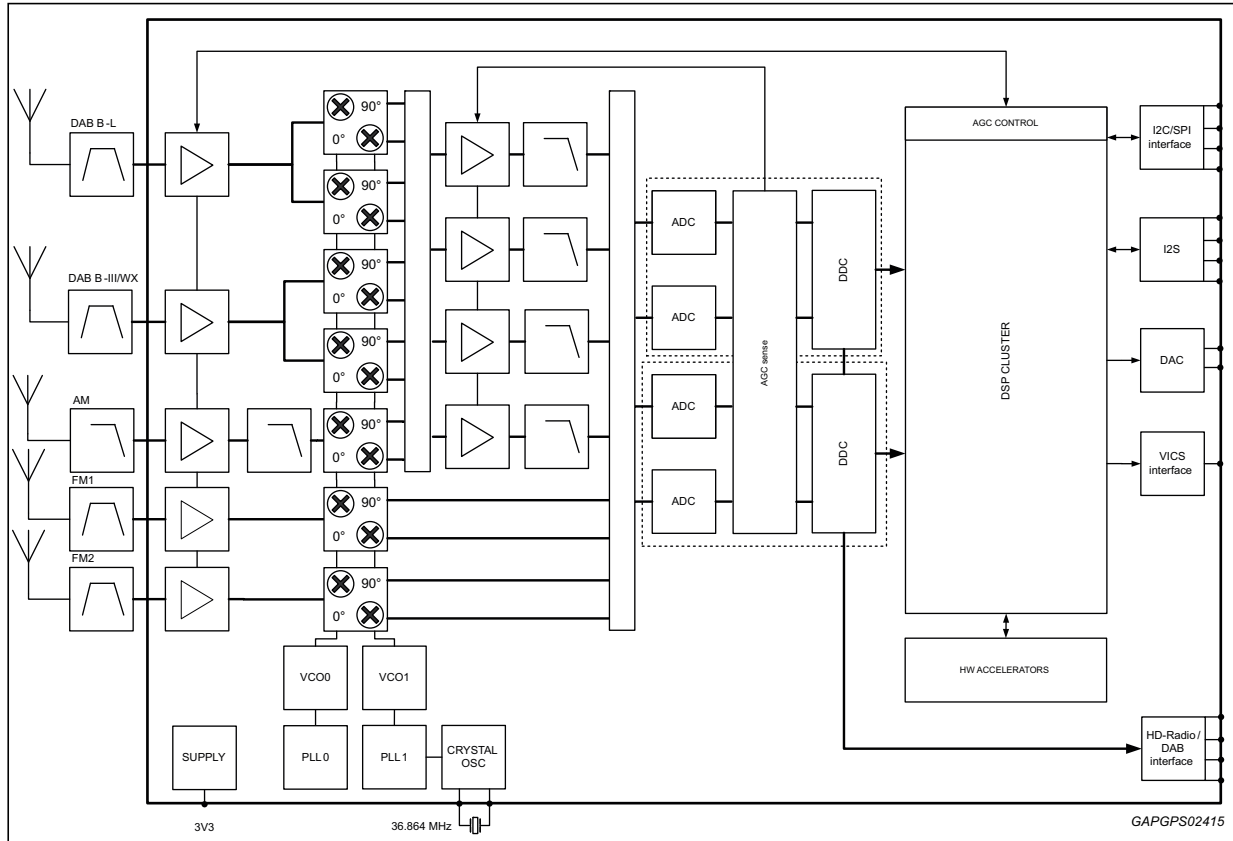
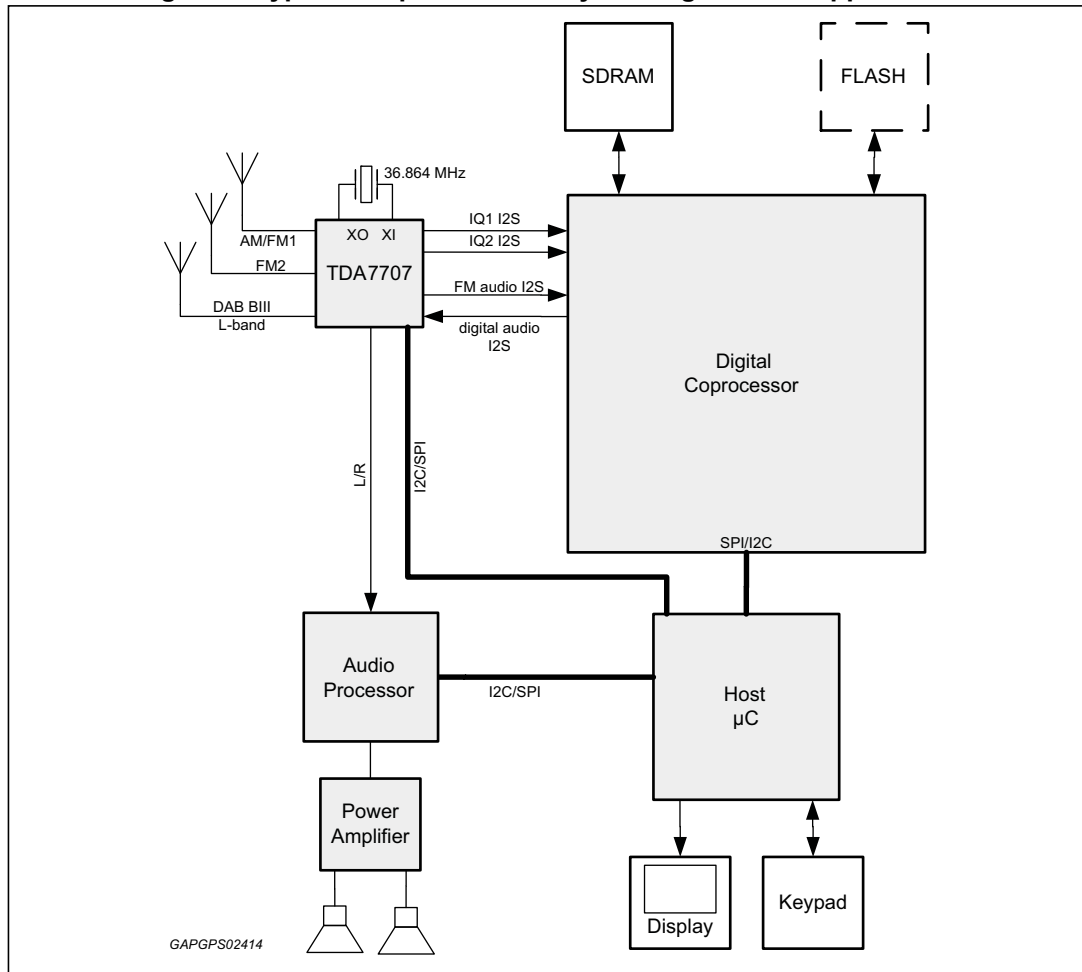


Table 2. Main features list

Features list	
Number of Channels	2
Reception Band	AM/FM/DAB
AM/FM Weak-Signal-Processing	√
FM Phase-diversity	√
RDS decoder	√
HD-Radio™ 1.0/1.5/2.0	Supported <sup>(1)</sup>
DAB/DRM 1.0/1.5	Supported <sup>(1)</sup>
Base Band Interface	I2S JESD204B
VICS interface	√
Control interface	I2C/SPI
Digital Audio out	√
Stereo audio DAC	√

1. With external coprocessor.

Figure 2. Typical FM phase-diversity and digital radio application

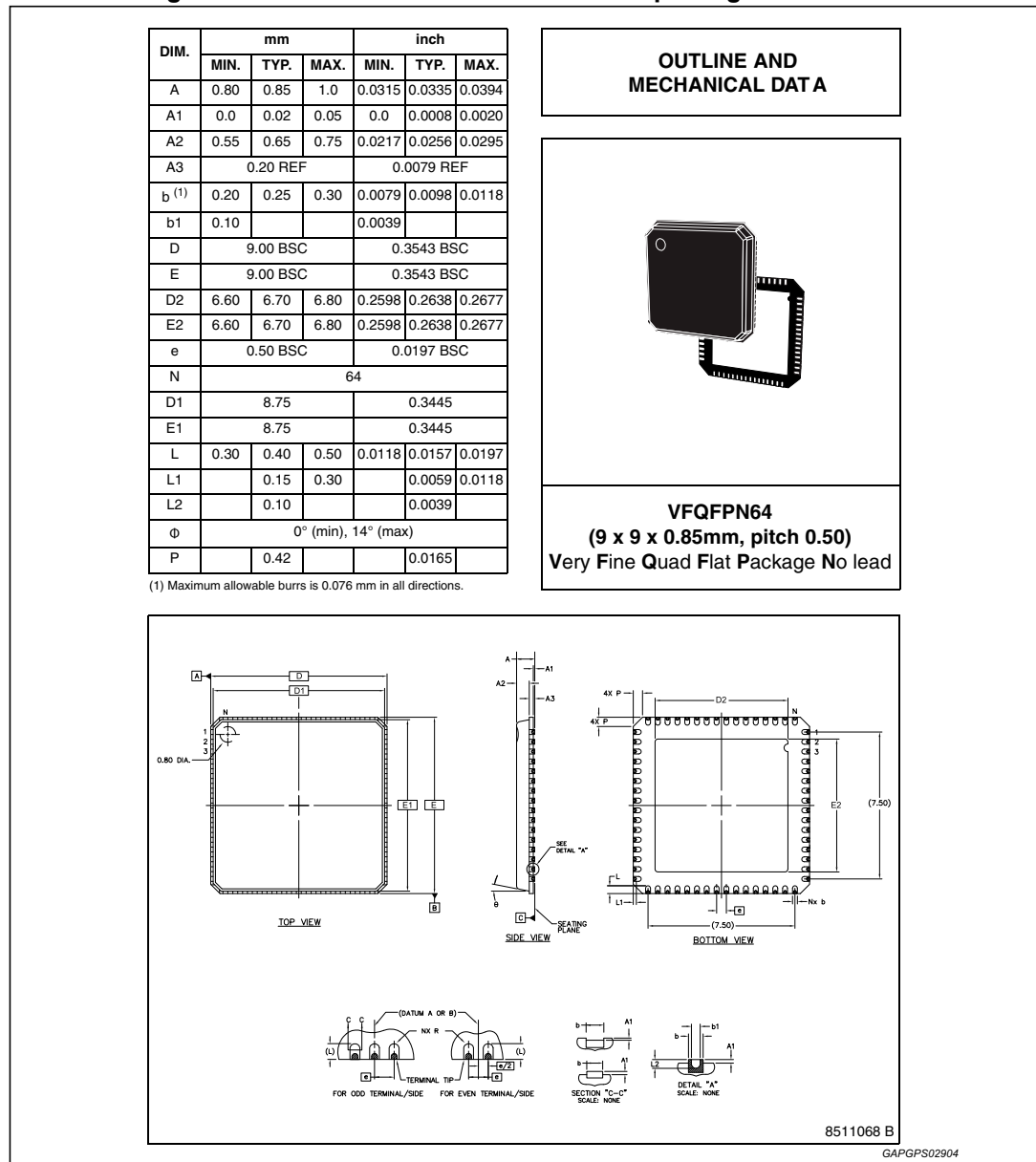


## 2 Package information

In order to meet environmental requirements, ST (also) offers these devices in ECOPACK<sup>®</sup> packages. ECOPACK<sup>®</sup> packages, are lead-free. The category of second Level Interconnect is marked on the package and on the inner box label, in compliance with JEDEC Standard JESD97. The maximum ratings related to soldering conditions are also marked on the inner box label.

ECOPACK<sup>®</sup> is an ST trademark. ECOPACK<sup>®</sup> specifications are available at: [www.st.com](http://www.st.com).

**Figure 3. VFQFPN64 mechanical data and package dimensions**



Package is compliant to IPC/JEDEC J-STD-020D June 2007 standard "Moisture/Reflow Sensitivity Classification for Nonhermetic Solid State Surface Mount Devices", MSL Level 3.

### 3 Revision history

Table 3. Document revision history

Date	Revision	Changes
16-Dec-2014	1	Initial release.

**IMPORTANT NOTICE – PLEASE READ CAREFULLY**

STMicroelectronics NV and its subsidiaries (“ST”) reserve the right to make changes, corrections, enhancements, modifications, and improvements to ST products and/or to this document at any time without notice. Purchasers should obtain the latest relevant information on ST products before placing orders. ST products are sold pursuant to ST’s terms and conditions of sale in place at the time of order acknowledgement.

Purchasers are solely responsible for the choice, selection, and use of ST products and ST assumes no liability for application assistance or the design of Purchasers’ products.

No license, express or implied, to any intellectual property right is granted by ST herein.

Resale of ST products with provisions different from the information set forth herein shall void any warranty granted by ST for such product.

ST and the ST logo are trademarks of ST. All other product or service names are the property of their respective owners.

Information in this document supersedes and replaces information previously supplied in any prior versions of this document.

© 2014 STMicroelectronics – All rights reserved