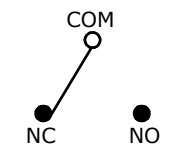


P.C. MOUNTING



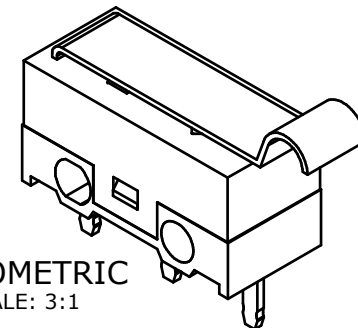
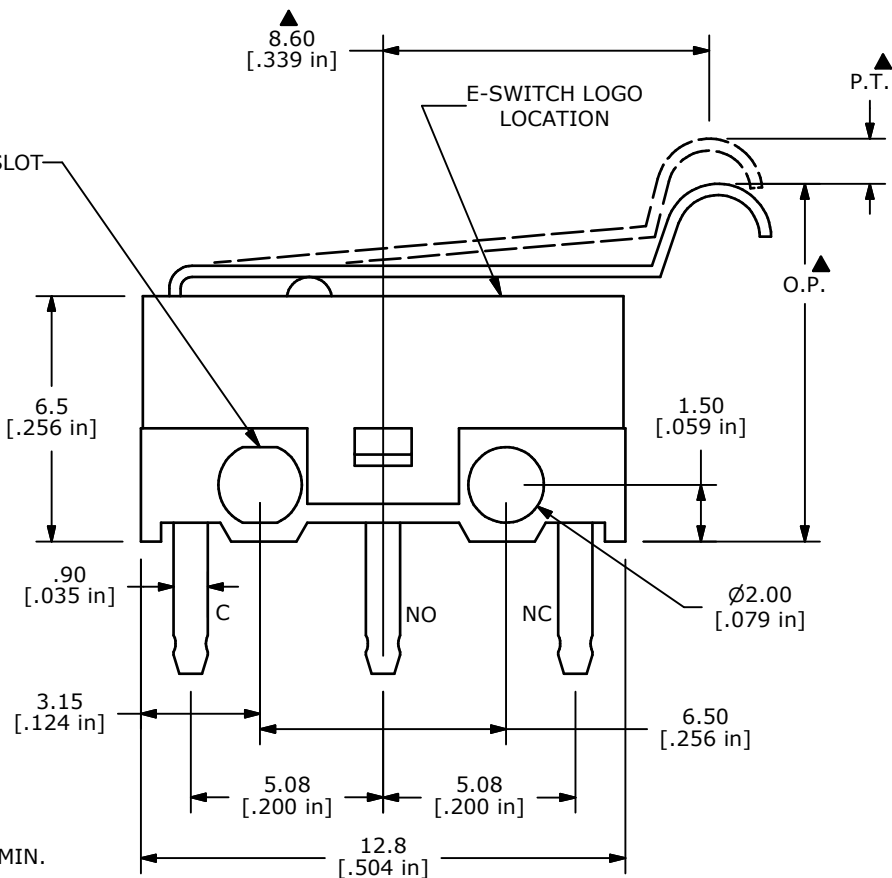
CIRCUIT: SPDT

O.P. (MM)	P.T. (MM)
10.8±0.8	2.0 MAX.

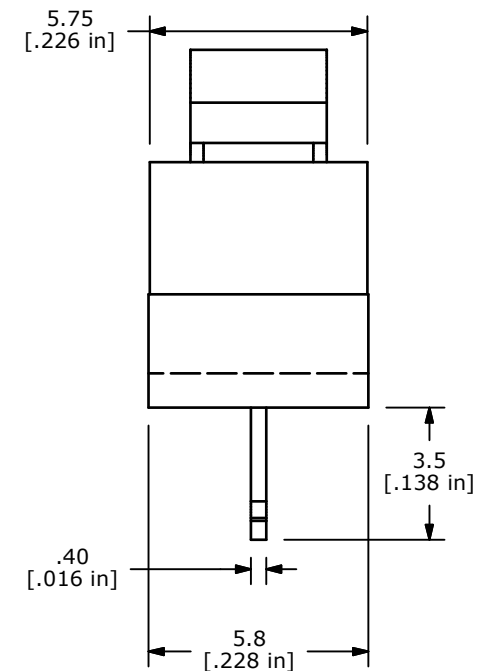
O.P. = OPERATING POINT  
P.T. = PRE-TRAVEL

NOTES:

1. ALL DIMENSIONS IN MM [INCH]
2. GENERAL TOLERANCE: X.X±0.4  
X.XX±0.25
- ▲ 3. RATING: 3A @ 125 VAC UL  
1.5A @ 250 VAC UL
- ▲ 4. OPERATING FORCE: 30± 10 GRAMS
5. OPERATING TEMP: -25°C TO 75°C
6. ELECTRICAL LIFE: 10,000 CYCLES MIN.
7. MECHANICAL LIFE: 1,000,000 CYCLES MIN.
8. INSULATION RESISTANCE: 100 MEGA-OHMS MIN.
9. DIELECTRIC STRENGTH: 500VAC - 1 MINUTE
10. ▲ DENOTES CRITICAL PARAMETER.
11. PACKAGED IN TRAYS, 120 PIECES PER TRAY.
12. 2002/95/EC (ROHS) COMPLIANT



ISOMETRIC  
SCALE: 3:1



REV	PCR NO	DESCRIPTION	DATE	BY
C	18157	REMOVE CE APPROVED FROM NOTES	6/24/08	BLR
B	18089	NOTE 11 WAS 1000 PIECES PER BAG	5/9/08	RC

<b>E-SWITCH™</b>				
TITLE SS0750302F030P1A				
SCALE	DATE	DR	DWG	REV
4:1	6/24/2008	BLR	Q971010	C

THE INFORMATION CONTAINED IN THIS DOCUMENT IS PROPRIETARY TO E-SWITCH AND IS NOT TO BE COPIED OR TRANSFERRED