



Micro Commercial Components

Micro Commercial Components
20736 Marilla Street Chatsworth
CA 91311
Phone: (818) 701-4933
Fax: (818) 701-4939

SMCJ5.0(C)A
THRU
SMCJ440(C)A

Features

- Lead Free Finish/Rohs Compliant (Note1) ("P" Suffix designates Compliant. See ordering information)
For surface mount application in order to optimize board space
Built-in strain relief
Glass passivated junction
Typical I_D less than 1uA above 10V
High temperature soldering: 260°C/10 seconds at terminals
Plastic package has Underwrites Laboratory Flammability Classification 94V-0 and MSL rating1
UL Recognized File # E331408

Transient Voltage Suppressor
5.0 to 440 Volts
1500 Watt

DO-214AB (SMC) (LEAD FRAME)

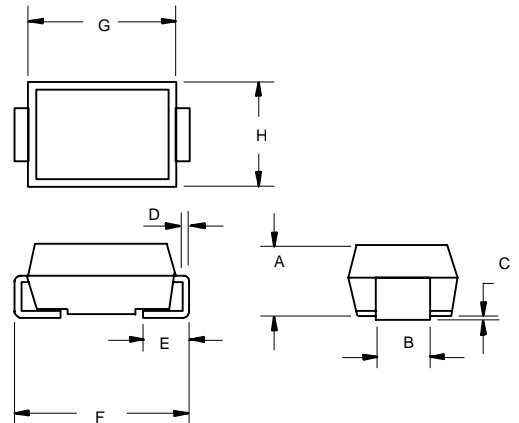


Table with 6 columns: DIM, INCHES (MIN, MAX), MM (MIN, MAX), and NOTE. It lists dimensions A through H with their respective minimum and maximum values in inches and millimeters.

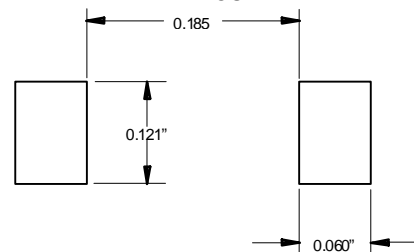
Mechanical Data

- Case Material : Molded Plastic. UL Flammability Classification Rating 94V-0 and MSL rating 1
Terminals: solderable per MIL-STD-750, Method 2026
Polarity: Color band denotes positive end(cathode) except Bi-directional types.
Standard packaging: 16mm tape per (EIA 481).
Weight: 0.007 ounce, 0.21 gram

Maximum Ratings @ 25°C Unless Otherwise Specified

Table with 4 columns: Parameter, Symbol, Value, and Unit. It lists Peak Pulse Current on 10/1000us waveform, Peak Pulse Power Dissipation on 10/1000us waveform, Peak forward surge current (JEDEC Method), and Operation And Storage Temperature Range.

SUGGESTED SOLDER PAD LAYOUT



- Notes: 1. High Temperature Solder Exemptions Applied, see EU Directive Annex 7.
2. Non-repetitive current pulse per Fig.3 and derated above TA=25°C per Fig.2.
3. Mounted on 8.0mm² copper pads to each terminal.
4. 8.3ms, single half sine-wave or equivalent square wave, duty cycle=4 pulses per. Minutes maximum.

SMCJ5.0 THRU SMCJ440CA

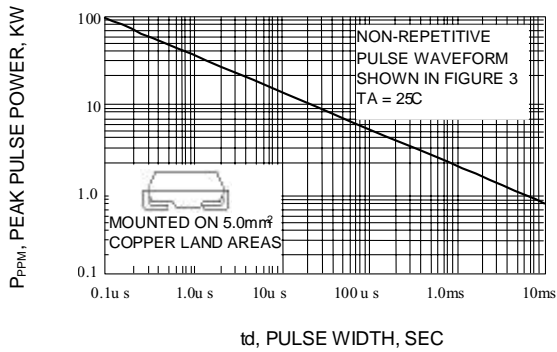


Fig. 1-PEAK PULSE POWER RATING CURVE

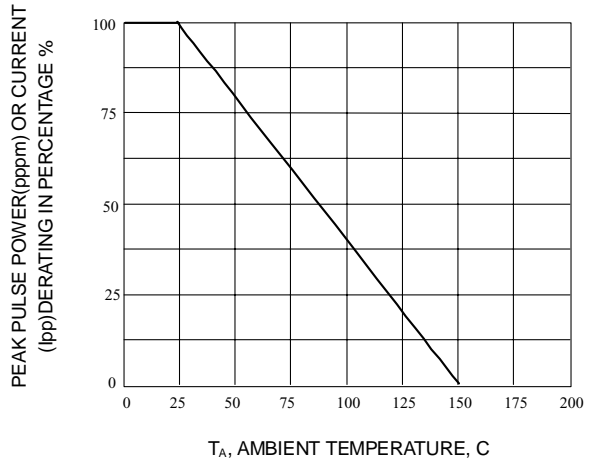


Fig. 2-PULSE DERATING CURVE

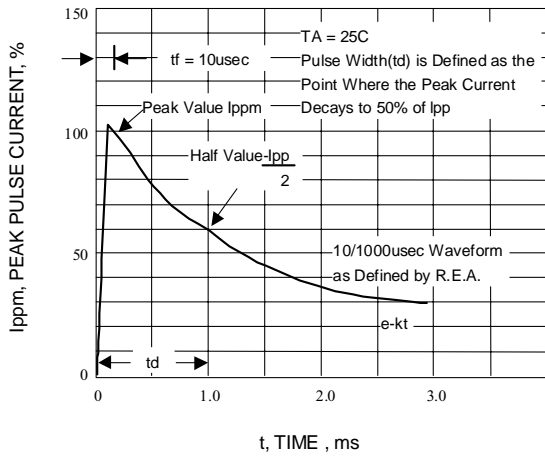


Fig. 3-PULSE WAVEFORM

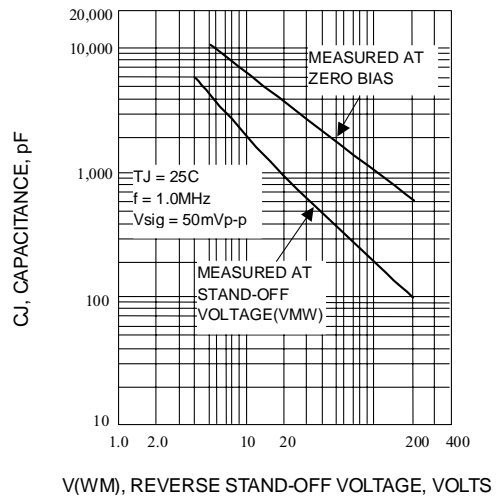


Fig. 4-TYPICAL JUNCTION CAPACITANCE

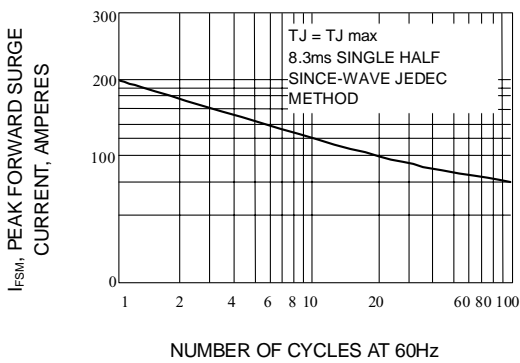


Fig. 5-MAXIMUM NON-REPETITIVE PEAK FORWARD SURGE CURRENT

SMCJ5.0 THRU SMCJ440CA



Micro Commercial Components

ELECTRICAL CHARACTERISTICS @25°C

MCC Part Number		Reverse Stand -Off Voltage	Breakdown Voltage $V_{BR}(V)$		Test Current	Max. Clamping Voltage @ I_{PP}	Peak Pulse Current	Reverse Leakage Current@ V_{WM}	Marking Code	
Uni-Polar	Bi-Polar	$V_{WM}(V)$	Min	Max	$I_T(mA)$	$V_C(V)$	$I_{PP}(A)$	$I_D(\mu A)$	UNI	BI
SMCJ5.0A	SMCJ5.0CA	5	6.4	7.0	10	9.2	163.0	800	GDE	BDE
SMCJ6.0A	SMCJ6.0CA	6	6.7	7.4	10	10.3	145.7	800	GDG	BDG
SMCJ6.5A	SMCJ6.5CA	6.5	7.2	8.0	10	11.2	134.0	500	GDK	BDK
SMCJ7.0A	SMCJ7.0CA	7	7.8	8.6	10	12.0	125.0	200	GDM	BDM
SMCJ7.5A	SMCJ7.5CA	7.5	8.3	9.2	1	12.9	116.3	100	GDP	BDP
SMCJ8.0A	SMCJ8.0CA	8	8.9	9.8	1	13.6	110.3	50	GDR	BDR
SMCJ8.5A	SMCJ8.5CA	8.5	9.4	10.4	1	14.4	104.2	20	GDT	BDT
SMCJ9.0A	SMCJ9.0CA	9	10.0	11.1	1	15.4	97.4	10	GDV	BDV
SMCJ10A	SMCJ10CA	10	11.1	12.3	1	17.0	88.3	5	GDY	BDY
SMCJ11A	SMCJ11CA	11	12.2	13.5	1	18.2	82.5	5	GDZ	BDZ
SMCJ12A	SMCJ12CA	12	13.3	14.7	1	19.9	75.4	5	GEE	BEE
SMCJ13A	SMCJ13CA	13	14.4	15.9	1	21.5	69.8	5	GEG	BEG
SMCJ14A	SMCJ14CA	14	15.6	17.2	1	23.2	64.7	5	GEK	BEK
SMCJ15A	SMCJ15CA	15	16.7	18.5	1	24.4	61.5	5	GEM	BEM
SMCJ16A	SMCJ16CA	16	17.8	19.7	1	26.0	57.7	5	GEP	BEP
SMCJ17A	SMCJ17CA	17	18.9	20.9	1	27.6	54.4	5	GER	BER
SMCJ18A	SMCJ18CA	18	20.0	22.1	1	29.2	51.4	5	GET	BET
SMCJ20A	SMCJ20CA	20	22.2	24.5	1	32.4	46.3	5	GEV	BEV
SMCJ22A	SMCJ22CA	22	24.4	26.9	1	35.5	42.3	5	GEX	BEX
SMCJ24A	SMCJ24CA	24	26.7	29.5	1	38.9	38.6	5	GEZ	BEZ
SMCJ26A	SMCJ26CA	26	28.9	31.9	1	42.1	35.7	5	GFE	BFE
SMCJ28A	SMCJ28CA	28	31.1	34.4	1	45.4	33.1	5	GFG	BFG
SMCJ30A	SMCJ30CA	30	33.3	36.8	1	48.4	31.0	5	GFK	BFK
SMCJ33A	SMCJ33CA	33	36.7	40.6	1	53.3	28.2	5	GFM	BFM
SMCJ36A	SMCJ36CA	36	40.0	44.2	1	58.1	25.9	5	GFP	BFP
SMCJ40A	SMCJ40CA	40	44.4	49.1	1	64.5	23.3	5	GFR	BFR
SMCJ43A	SMCJ43CA	43	47.8	52.8	1	69.4	21.7	5	GFT	BFT
SMCJ45A	SMCJ45CA	45	50.0	55.3	1	72.7	20.6	5	GFV	BFV
SMCJ48A	SMCJ48CA	48	53.3	58.9	1	77.4	19.4	5	GFX	BFX
SMCJ51A	SMCJ51CA	51	56.7	62.7	1	82.4	18.2	5	GFZ	BFZ
SMCJ54A	SMCJ54CA	54	60.0	66.3	1	87.1	17.3	5	GGE	BGE
SMCJ58A	SMCJ58CA	58	64.4	71.2	1	93.6	16.1	5	GGG	BGG
SMCJ60A	SMCJ60CA	60	66.7	73.7	1	96.8	15.5	5	GGK	BGK
SMCJ64A	SMCJ64CA	64	71.1	78.6	1	103.0	14.6	5	GGM	BGM
SMCJ70A	SMCJ70CA	70	77.8	86.0	1	113.0	13.3	5	GGP	BGP
SMCJ75A	SMCJ75CA	75	83.3	92.1	1	121.0	12.4	5	GGR	BGR
SMCJ78A	SMCJ78CA	78	86.7	95.8	1	126.0	11.9	5	GGT	BGT
SMCJ85A	SMCJ85CA	85	94.4	104.0	1	137.0	11.0	5	GGV	BGV
SMCJ90A	SMCJ90CA	90	100.0	111.0	1	146.0	10.3	5	GGX	BGX
SMCJ100A	SMCJ100CA	100	111.0	123.0	1	162.0	9.3	5	GGZ	BGZ

For bi-directional type having V_{RWM} of 10volts and less, the IR limit is double. For parts without A, the VBR is $\pm 10\%$

SMCJ5.0 THRU SMCJ440CA



Micro Commercial Components

ELECTRICAL CHARACTERISTICS @25°C

MCC Part Number		Reverse Standard - Off Voltage	Breakdown Voltage $V_{BR}(V)$		Test Current	Max. Clamping Voltage @ I_{PP}	Peak Pulse Current	Reverse Leakage Current @ V_{WM}	Marking Code	
Uni-Polar	Bi-Polar	$V_{WM}(V)$	Min	Max	$I_T(mA)$	$V_C(V)$	$I_{PP}(A)$	$I_D(\mu A)$	UNI	BI
SMCJ110A	SMCJ110CA	110	122.0	135.0	1	177	8.5	5	GHE	BHE
SMCJ120A	SMCJ120CA	120	133.0	147.0	1	193	7.8	5	GHG	BHG
SMCJ130A	SMCJ130CA	130	144.0	159.0	1	209	7.2	5	GHK	BHK
SMCJ150A	SMCJ150CA	150	167.0	185.0	1	243	6.2	5	GHM	BHM
SMCJ160A	SMCJ160CA	160	178.0	197.0	1	259	5.8	5	GHP	BHP
SMCJ170A	SMCJ170CA	170	189.0	209.0	1	275	5.5	5	GHR	BHR
SMCJ180A	SMCJ180CA	180	201.0	222.0	1	292	5.1	5	GHT	BHT
SMCJ200A	SMCJ200CA	200	224.0	247.0	1	324	4.6	5	GHV	BHV
SMCJ220A	SMCJ220CA	220	246.0	272.0	1	356	4.2	5	GHX	BHX
SMCJ250A	SMCJ250CA	250	279.0	309.0	1	405	3.7	5	GHZ	BHZ
SMCJ300A	SMCJ300CA	300	335.0	371.0	1	486	3.1	5	GJE	BJE
SMCJ350A	SMCJ350CA	350	391.0	432.0	1	567	2.6	5	GJG	BJG
SMCJ400A	SMCJ400CA	400	447.0	494.0	1	648	2.3	5	GJK	BJK
SMCJ440A	SMCJ440CA	440	492.0	543.0	1	713	2.1	5	GJM	BJM

For bi-directional type having V_{rwm} of 10volts and less, the IR limit is double. For parts without A, the VBR is $\pm 10\%$



Micro Commercial Components

Ordering Information

Device	Packing
(Part Number)-TP	Tape&Reel;3Kpcs/Reel

IMPORTANT NOTICE

Micro Commercial Components Corp . reserves the right to make changes without further notice to any product herein to make corrections, modifications , enhancements , improvements , or other changes .
Micro Commercial Components Corp . does not assume any liability arising out of the application or use of any product described herein; neither does it convey any license under its patent rights ,nor the rights of others . The user of products in such applications shall assume all risks of such use and will agree to hold *Micro Commercial Components Corp* . and all the companies whose products are represented on our website, harmless against all damages.

APPLICATIONS DISCLAIMER

Products offer by *Micro Commercial Components Corp* . are not intended for use in Medical, Aerospace or Military Applications.

www.mccsemi.com