

MODEL: SJD1-3201-54 | **DESCRIPTION:** AUDIO JACK

FEATURES

- dual port jack - 3.5 mm and 2.5 mm
- placement pins for secure PCB mounting
- 2 switch design for 3.5 mm port; 1 switch for 2.5 mm port


SPECIFICATIONS

parameter	conditions/description	min	typ	max	units
rated input voltage			12		Vdc
rated input current				1	A
contact resistance ¹	between terminal and mating plug between terminal in a closed circuit			50 30	mΩ mΩ
insulation resistance	at 500 Vdc	100			MΩ
voltage withstand	for 1 minute			500	Vac
insertion/withdrawal force		0.3		3	kg
operating temperature		-25		85	°C
life	at a rate of 24 cycles/minute		5,000		cycles
flammability rating	UL94V-0				
RoHS	2011/65/EU				

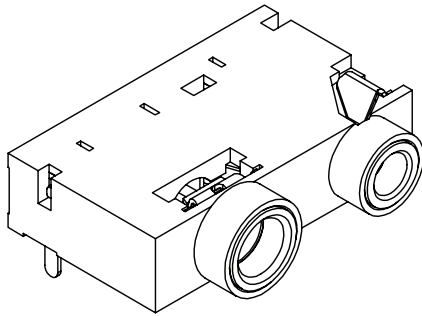
Note: 1. When measured at a current of less than 100 mA/1 kHz
2. All specifications measured at 10~35°C, humidity at 45~85%, under standard atmospheric pressure, unless otherwise noted.

SOLDERABILITY

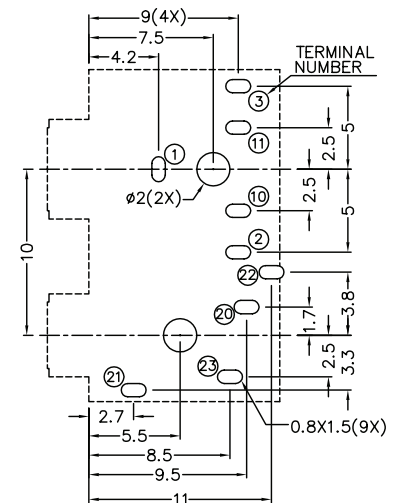
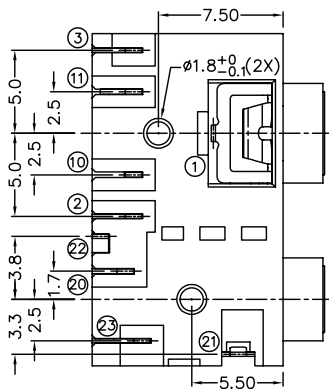
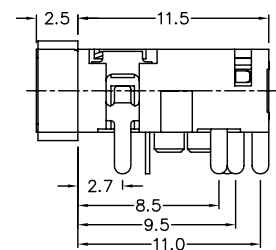
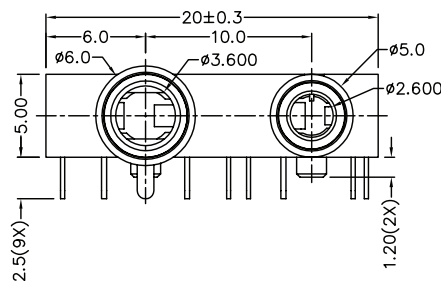
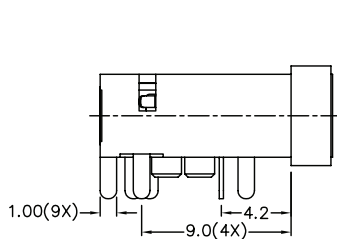
parameter	conditions/description	min	typ	max	units
wave soldering	dipped in solder pot for 5 ±0.5 seconds	255	260	265	°C

MECHANICAL DRAWING

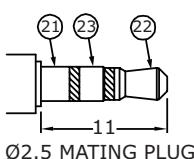
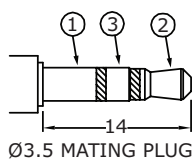
units: mm
 tolerance:
 X.X ±0.2 mm
 X.XX ±0.10 mm
 X.XXX ±0.050 mm
 PCB: ±0.05 mm



	MATERIAL	PLATING
terminal 1	copper alloy	tin
terminal 2	copper alloy	tin
terminal 3	copper alloy	tin
terminal 10	brass	tin
terminal 11	brass	tin
terminal 20	brass	tin
terminal 21	copper alloy	tin
terminal 22	copper alloy	tin
terminal 23	copper alloy	tin
bushing	brass	nickel
plastic	PBT	



Recommended PCB Layout
Top View



Model No.	SJD1-3201-54	
Schematic	PIN	
	1	sleeve
	2	tip
	3	ring
	10	tip switch
	11	ring switch
	20	tip switch
	21	sleeve
	22	tip
	23	ring

REVISION HISTORY

rev.	description	date
1.0	initial release	08/07/2007
1.01	updated pin numbering	01/15/2008
1.02	changed part mold tooling	04/07/2017

The revision history provided is for informational purposes only and is believed to be accurate.



CUI INC[®]

Headquarters
20050 SW 112th Ave.
Tualatin, OR 97062
800.275.4899

Fax 503.612.2383
cui.com
techsupport@cui.com

CUI offers a one (1) year limited warranty. Complete warranty information is listed on our website.

CUI reserves the right to make changes to the product at any time without notice. Information provided by CUI is believed to be accurate and reliable. However, no responsibility is assumed by CUI for its use, nor for any infringements of patents or other rights of third parties which may result from its use.

CUI products are not authorized or warranted for use as critical components in equipment that requires an extremely high level of reliability. A critical component is any component of a life support device or system whose failure to perform can be reasonably expected to cause the failure of the life support device or system, or to affect its safety or effectiveness.