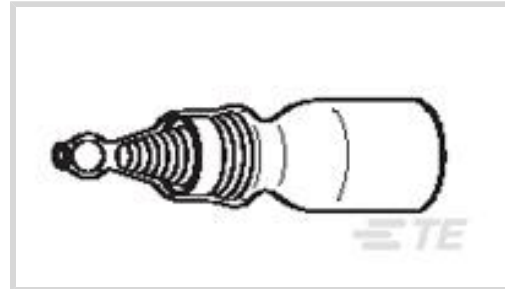




Terminals & Splices > Splices



Splice Type: **Parallel Splice**

Wire Size: **4 – 2 mm<sup>2</sup>**

Sealable: **Yes**

Compatible Insulation Diameter Range: **6 mm [ .235 in ]**

## Features

### Product Type Features

Splice Type	Parallel Splice
Sealable	Yes
Compatible With Discrete Wire Type	Stranded

### Configuration Features

Compatible With Wire & Cable Type	Discrete Wire
-----------------------------------	---------------

### Body Features

Insulation Material	Heat Shrink Radiation-Crosslinked Modified Polyvinylidene Fluoride
Product Weight	.89 g
Primary Product Color	Red

### Contact Features

Military Part Class	Class I
Contact Base Material	Copper
Barrel Type	Closed

### Termination Features

Termination Method to Wire & Cable	Solder
------------------------------------	--------

### Mechanical Attachment

Wire Insulation Support	With
-------------------------	------

### Dimensions



Wire Size	4000 – 8000 CMA
Compatible Insulation Diameter Range	6 mm [.235 in]
Product Length	37.7 mm [1.485 in]

### Usage Conditions

Fluid Resistance	Immersion
Insulation Option	Fully Insulated
Operating Temperature Range	-40 – 125 °C [-40 – 257 °F]

### Industry Standards

Government Qualified Splice	No
-----------------------------	----

### Packaging Features

Packaging Quantity	100
Packaging Method	Box

### Product Compliance

[For compliance documentation, visit the product page on TE.com>](#)

EU RoHS Directive 2011/65/EU	Not Compliant
EU ELV Directive 2000/53/EC	Not Compliant
China RoHS 2 Directive MIIT Order No 32, 2016	Restricted Materials Above Threshold
EU REACH Regulation (EC) No. 1907/2006	Current ECHA Candidate List: JUNE 2024 (241) Candidate List Declared Against: JAN 2024 (240) SVHC > Threshold: Pb (40% in Solder) <b>Article Safe Usage Statements:</b> Do not eat, drink or smoke when using this product. Wash thoroughly after handling. Recycle if possible and dispose of the article by following all applicable governmental regulations relevant to your geographic location.
Halogen Content	Low Bromine/Chlorine - Br and Cl < 900 ppm per homogenous material. Also BFR /CFR/PVC Free
Solder Process Capability	Not applicable for solder process capability

#### Product Compliance Disclaimer

This information is provided based on reasonable inquiry of our suppliers and represents our current actual knowledge based on the information they provided. This information is subject to change. The part numbers that TE has identified as EU RoHS compliant have a maximum concentration of 0.1% by weight in homogenous materials for lead, hexavalent chromium, mercury, PBB, PBDE, DBP, BBP, DEHP, DIBP, and 0.01% for cadmium, or qualify for an exemption to these limits as defined in the Annexes of Directive 2011/65/EU (RoHS2). Finished electrical and electronic equipment products will be CE marked as required by Directive 2011/65/EU. Components may not be CE marked. Additionally, the part numbers that TE has identified as EU ELV compliant have a maximum concentration of 0.1% by weight in homogenous materials for lead, hexavalent chromium, and mercury, and 0.01% for cadmium, or qualify for an exemption to these limits


as defined in the Annexes of Directive 2000/53/EC (ELV). Regarding the REACH Regulation, the information TE provides on SVHC in articles for this part number is based on the latest European Chemicals Agency (ECHA) 'Guidance on requirements for substances in articles' posted at this URL: <https://echa.europa.eu/guidance-documents/guidance-on-reach>

## Compatible Parts



TE Part # EG8162-000  
HL1920E-230V-EURO


## Customers Also Bought



TE Part #NB10784001  
ATUM-32/8-0-SP



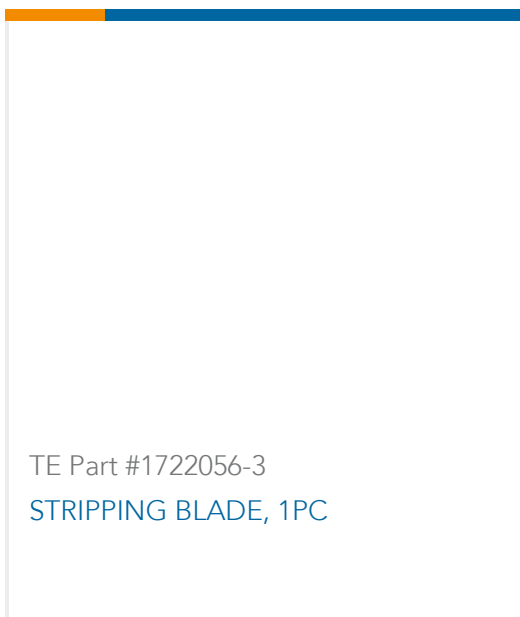
TE Part #2525596010  
RBK-ILS Heat Shrink Tubing



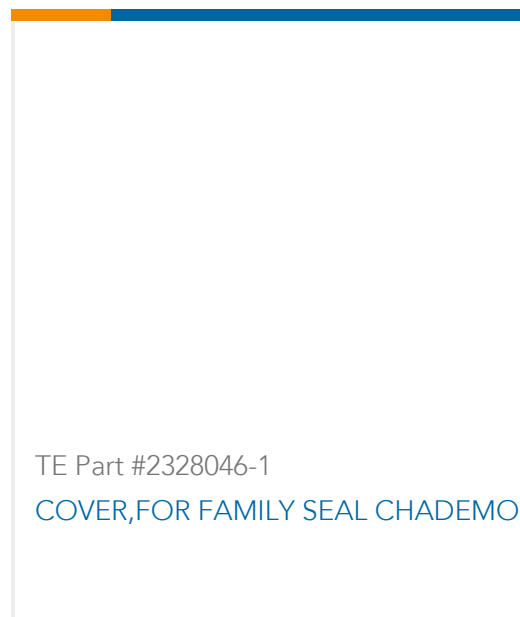
TE Part #2-953733-4  
4W MCP TAB HSG LV ASSY



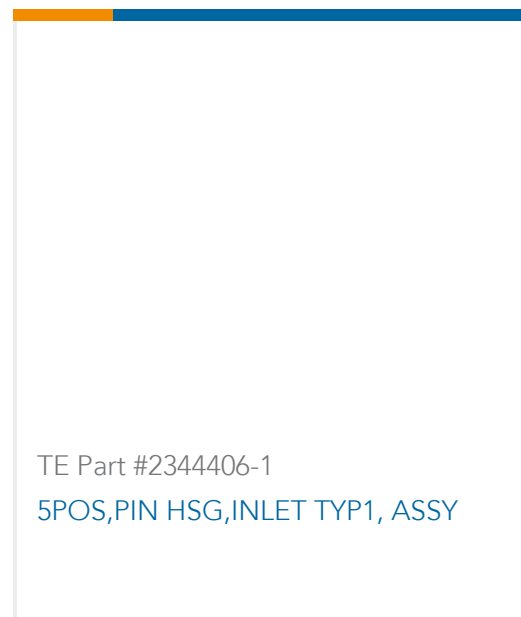
TE Part #5053096326  
RNF-100-1/4-0-40MM



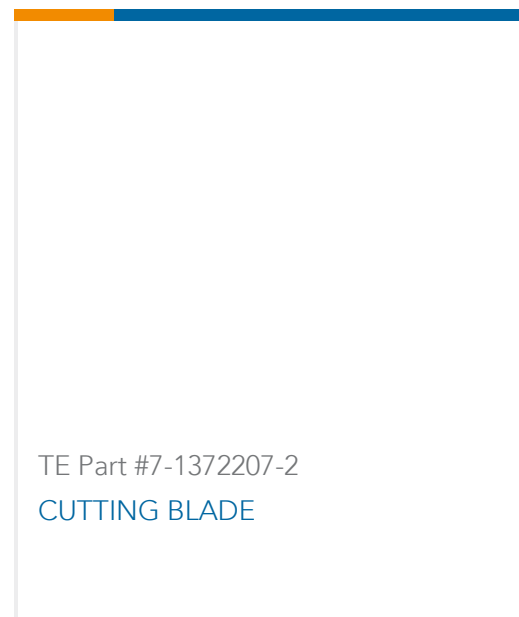
TE Part #1722056-3  
STRIPPING BLADE, 1PC



TE Part #2328046-1  
COVER, FOR FAMILY SEAL CHADEMO



TE Part #2344406-1  
5POS, PIN HSG, INLET TYP1, ASSY



TE Part #7-1372207-2  
CUTTING BLADE

## Documents

### Product Drawings

SGRP-2

English

### Datasheets & Catalog Pages

1654025\_Sec8\_SGRP\_SGRS-X-58\_SGRS

English

### Product Specifications

Installation Procedure for Multi-Wire Butt Splice Solder Sleeve Devices- Series SGRP-SGRS- Installed with Hot Air Gun

English

